


Performance tailored to your needs



The 3 series:
HPP 300 | HPL 300 | HKL 300
Version 2016/1

The 3 series – new flexibility for custom configurations

A key factor for your success is having the right technology – and now you have greater flexibility than ever before in equipping your new HOLZMA saw with just this. Whether it's an HPP, an HPL or an HKL, the standard models of the 3 series have everything a panel saw needs. No less, but also no more. That is because you can decide what more you need and simply choose the appropriate options. As a result, you invest no more than is necessary in technology and can equip your HOLZMA saw according to your requirements.

New highlights in the standard version

- Designed for smooth material flow and precise logistics
- For integrated production processes
- ecoPlus technologies:
 - even higher energy savings
 - further increase in saw performance
- Cleaning flaps at the front
- Clamps with two fingers
- Automatic cutting height control
- Manually adjustable pressure for pressure beam and clamps
- An eye-level window provides a clear view of the rear part of the machine




Contents

04	HPP 300 profilLine
06	HPL 300 profilLine
08	HKL 300 profilLine
10	Standard features
16	Standard features for HPL and HKL models
18	Optional features
38	Technical data

HPP 300 profiLine

With the HPP 300 profiLine you get a compact and powerful single saw that offers impressive versatility.



- Highlights at a glance**
- 80 mm saw blade projection, 95 mm as option
 - Ergonomic table height of 920 mm
 - Easy operation
 - Reliable and efficient

The 3 series
in action
Video available [▶](#)



HPP 300 profiLine. Illustration may show optional equipment.

HPL 300 profiLine

This model sets you up for really big jobs. The integrated lifting table for automatic feeding allows you to speed up your production and significantly increase throughput.



Highlights at a glance

- 80 mm saw blade projection, 95 mm as option
- Ergonomic table height of 920 mm
- Easy operation
- Reliable and efficient



HPL 300 profiLine. Illustration may show optional equipment.
Protective fence obligatory.

HKL 300 profiLine

The HKL 300 profiLine angular saw unit is the top model in the 3 series – designed for maximum precision in continuous operation. It addresses the needs of trade and industry alike. The system cuts entire books of panels as accurately as it does single panels. Fully automatically and with long-term reliability.

Highlights at a glance

- Angular saw unit with small footprint
- Ideal for single panels and small books
- High quality cuts in record time
- 80 mm saw blade projection, 95 mm as option
- Machine table equipped with air jets as standard feature



HKL 300 profiLine. Illustration may show optional equipment. Protective fence obligatory.

Standard features

Standard features
HPP 300 | HPL 300 | HKL 300

You think ahead. So does HOLZMA. This is clearly reflected in the standard features.
You benefit from state-of-the-art, high-precision technology.



ecoPlus: state-of-the-art technology for energy savings of at least 20%

- The standby button, a standard feature, puts the saw in an energy-saving standby mode at the touch of a button
- All models with IE3 motors
- Variable speed control by means of a modern bypass circuit for all models with frequency-controlled main saw motor
- Patented rocker raises just the main saw blade, while the motor remains in position – this saves electricity

- The light sensor on the saw carriage has its own blower unit (option), which utilizes the air discharged from the main saw motor
- The pneumatic system in the saw carriage has partly been replaced by hydro-pneumatic components, thus cutting compressed air costs and enhancing precision
- The new geometry of the saw carriage boosts extraction efficiency
- Intelligent optional feature: load-dependent control of the air cushion
- All models with the HOLZMA energy monitor for consumption monitoring

- Less energy required thanks to optimized extraction
- HOLZMA thin-kerf saw blades available on request
- Numerous innovations for improved ergonomics and smooth production processes

More information in the ecoPlus brochure.

Program fence for precision and dimensional accuracy

- Resistant to torsion and bending
- Electronically controlled
- Precision guidance on H-girder
- Electromagnetic measuring system guarantees a lifetime positioning accuracy of +/- 0.1 mm
- Measuring system involves no wear and no maintenance

Rugged pressure beam for first-class cut quality

- Large-area pressure zone directly at the cutting line reduces material vibrations to a minimum
- Linear guide on both sides
- Rack and pinion ensure the necessary parallel adjustment

This results in accurate, clean cuts, for books too.



Clamps

- Rugged clamps, all with two fingers
- Gentle positioning of material
- The bottom fingers of the clamps can be removed to allow the clamp base to be cut in perfect alignment – a fast means of adjustment
- The clamping pressure can be adjusted (manually) to suit each particular material
- The short, rugged design allows material to be held more accurately and handled more gently
- Irrespective of the book height, the top fingers of the clamps do not exert any leverage; instead, they are lowered horizontally and their entire contact surface rests on the material. This increases the working depth and ensures material is held firmly
- Designed for continuous, multi-shift operation



 **Central side pressure device**
Video available [▶](#)

HOLZMA patent: central side pressure device

- Integrated directly in the saw carriage – shortens cycle times by up to 25 % in comparison with conventional systems
- Infinitely variable adjustment of contact pressure – depending on panel thickness. This allows even thin boards, laminates or sensitive materials to be processed perfectly. A new feature here is the book-height-dependent control of the contact pressure: the higher the book, the greater the pressure

Standard features

Standard features
HPP 300 | HPL 300 | HKL 300

Chopping edge on the right-angled fence

With the help of the new chopping edge, waste strips can be disposed of quickly and easily. The robust chopping edge is within easy reach of the operator and ideally positioned on the right-angled fence, allowing waste to fall directly into the container – for improved ergonomics.



Newly designed saw carriage

Exceptionally smooth running, high precision and low energy consumption are the hallmarks of the new saw carriage of the 3 series.

- Developed especially for the 3 series
- Torsion-resistant, compact and robust basic construction of the steel plate body for maximum dynamics and precision

- Infinitely variable feed speed – for precision cutting of demanding materials
- Long-term accuracy of saw blade projection
- Fast, precise, low-wear and infinitely variable positioning of the main saw blade by means of linear guide system with rocker (patent)
- Main saw motor is not raised
- Low-noise, maintenance-free main saw blade drive



- Power-Loc system: fast and easy saw blade change
- Spring-preloaded running wheels (optional) always in perfect contact with the guides
- Light sensor with blower unit (available as an option with the “saw carriage” dynamics package)
- Excellent dust extraction thanks to innovative design of the saw carriage
- Postforming package available as option (page 27)



CADmatic 4.5 PROFESSIONAL

Intuitive machine control – simple, fast and clear: CADmatic 4.5 PROFESSIONAL. The new operating system is available with the new widescreen monitor and the package goes under the name of powerTouch. It makes machine control a breeze.

- Full HD widescreen multi-touch monitor
- Uniform HOMAG Group user interface powerTouch
- Easy-to-understand operating software
- 3D real-time process graphics
- Graphically supported diagnostics



Handy cleaning flap

Quick and convenient: the area under the saw carriage is easily accessible via doors, allowing easy removal or vacuuming of waste.



Extra impetus for feeding

The automatically driven roller conveyor integrated in the lifting table and additional roller conveyors on the side ensure fast stack changeover.



Powerful feeding system

Feeding is performed by the electro-hydraulic four-column lifting table.


- Automatic determination of book height
- Equipped as standard with longitudinal profiles and sensing device

- Also suitable for thin materials from 9.5 mm upwards. If equipped with the options micro-feed and hold-back device, suitable for materials from just 3 mm upwards
- Maintenance-free and no lubrication required



Separate backing wall

- Not attached to the machine bed – this ensures precise cuts
- Vibrations caused by the movement of stacks on the lifting table are not passed on to the machine bed



Transfer to cross cut saw (only for HKL)

- Special motor-driven pushers ensure perfect cross transfer
- Roller rails can be raised and lowered
- Lengthwise and crosswise alignment after transfer
- AB-BA system for mirror-image cutting
- Integrated headcut device

Waste flap (only for HKL)

The waste flap opens automatically when required and removes cutting waste from the rip saw.

- Opens and closes in perfect coordination with the operating cycle of the system
- Equipped with air jets



Outfeed device for the rip saw (only for HKL)

The outfeed device pushes the panel material onto the intermediate table and the trim onto the waste flap.

Basic package

- Machine table with air jets
- dustEx (see page 26)
- One clamp with 2 fingers

Performance package

- “Pressure beam” dynamics package (see page 33)
- “Saw carriage” dynamics package (see page 33)
- 13.5 kW main saw motor

Premium package

- “Pressure beam” dynamics package (see page 33)
- “Saw carriage” dynamics package (see page 33)
- 13.5 kW main saw motor
- Machine table with air jets
- dustEx (see page 26)
- Motor-driven scoring saw lift
- Cover plates for the program fence



Illustration shows the principle.
No storage link-up (as illustrated)

Low-cost storage system integration

HOLZMA offers economically priced feeding solutions for the single saws of the new 3 series, including storage system integration.

- Ideal for craft businesses
- Small footprint
- Attractive price
- Movable in x and y directions
- Saw and storage system perfectly coordinated

- Automatic feeding for small panel saws
- Perfect handling – even with just one machine operator
- Easy, ergonomic operation
- “Storage system controls saw” is possible, i.e. the production sequence can be changed by the storage system, if this speeds up the production process

More information can be found in the HOLZMA Handling brochure.


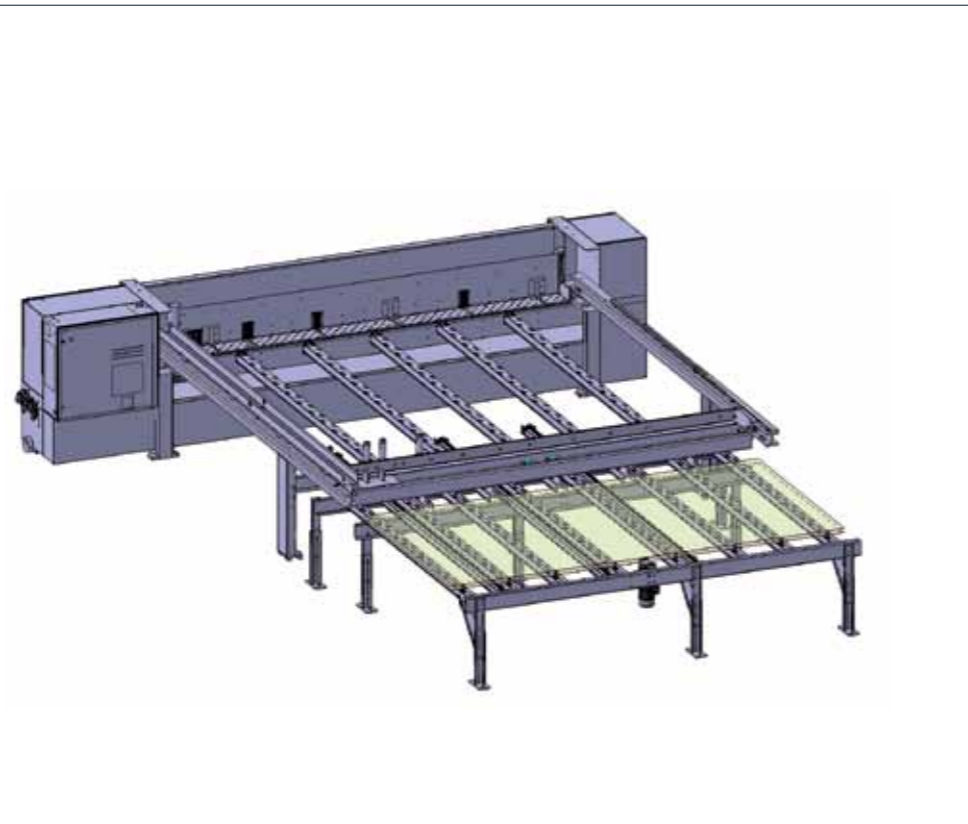
Ready for large-scale storage system integration

With this optional feature your HOLZMA saw is ready for connection to almost all storage systems. Perfectly matched machines and systems from the HOMAG Group ensure maximum performance. Take a look at the HOLZMA Handling brochure for more information.



Everything in view – with video monitoring

- Recommended for large panel saws
- Displayed in the CADmatic control software
- You always have the rear machine table and feed system in view
- Camera pictures can be recorded for error diagnostics and workflow optimization purposes and sent to the HOLZMA Service department



Hold-back device
(HPL and HKL)

The micro-feed option **A** can be combined with the hold-back device **B** for thin panels from a thickness of 3 mm upwards.

Feed-stacking table with integrated infeed

When linked to a simple storage system, the saw has to stop working briefly when a new panel is fed. The new feed-stacking table now ensures smooth, faster cycles: while one panel is still being cut, the storage system already positions the next panel(s) on the feed-stacking table with integrated feed.

- Ideal in combination with the HOLZMA panel labeling system

- Can be retrofitted
- Plug & Play: easy add-on
- Perfectly matched to the saw (height, width, roller rails)
- Virtually no more idle time
- Without alignment

Panel labeling system

The innovation for saws with automatic storage integration: the HOLZMA panel labeling system labels the panel before it is cut – independently of the saw, in non-productive time that hitherto went unused. It can also be combined with the feed-stacking table with integrated feed.

- Smallest part size 170 x 170 mm
- Up to 10 labels/min, optionally up to 15 labels/min
- Labeling independent of cutting process

- Saves time, because non-productive time is used productively
- Optimizes handling during destacking, because all the parts are already labeled
- Simplifies and speeds up production processes
- Automated parts tracking
- Can be retrofitted
- For smooth processes

Micro-feed for thin panels

The micro-feed option allows thin panels from 6 mm upwards to be pushed onto the rear machine table (provided that their properties meet HOLZMA specifications). Book height is measured by a non-contact, electromagnetic measuring system which is completely maintenance-free.





 **Turning device**
Video available [▶](#)



Automatic waste removal (only for HKL)

- Vibrating conveyor: cutting waste that falls through the waste flap collects here | **A**
- Waste chopper: cuts waste into small pieces, facilitating automatic removal of the cutting waste | **B**
- Elevating conveyor belt for waste: transports cutting waste, for example, to a container | **C**



Automatic outfeed fence


- Pushes panel remnants from the rear machine table across the cutting line to the front
- You no longer need to reach into the cutting area
- Ergonomic



Illustration shows the principle.

Dust-trap curtain on both sides

- Attached to the front and rear of the pressure beam. Dust-trap curtain only at the rear when combined with the label printer near the pressure beam (see page 30)
- Protects operators from dust
- Improves extraction
- Ideal for dust cuts



Pneumatically operated trim stops

The trim stops are attached to the clamps and are activated as needed by the CADmatic machine control.

- Rugged
- Adjustable to common panel thicknesses
- Gentle handling of sensitive materials with overhanging laminates or veneers
- Precise positioning

Patented: camera-controlled scoring saw adjustment

This option allows the scoring saw to be adjusted fully automatically. Manual adjustment is still possible – controlled by the software via input on the touchscreen

- Optimum measuring results: the camera selects the color of lighting and the exposure time itself
- The simple adjustment takes no longer than a minute
- Adjustment is accurate to one hundredth of a millimeter

Program-activated clamps


This option ensures panel edges are not damaged. Now also possible: automatic clamp activation in “measuring” mode.

XXL cutting length

The HPP 300, HPL 300 and HKL 300 are also available with a 5 600 mm cutting length if desired.

Anodized aluminum machine bed plates

The special coating ensures exceptionally gentle material handling. Ideal for materials with highly sensitive surfaces. This option is also included in the "highly sensitive surfaces" package.



Soft Touch package for pressure-sensitive material

As the diversity of materials increases, so do the requirements: pressure-sensitive lightweight boards, composite boards and plastic sheets are steadily gaining in importance. HOLZMA has bundled the technologies to deal with these materials in the Soft Touch package. HOLZMA also offers equally innovative package solutions for scratch-sensitive material. Ask your HOLZMA consultant for more details.



Air jets throughout: the machine table

(standard feature for HKL 300)

Anyone working with sensitive material or especially heavy panels and books will benefit from the machine table being equipped with air jets throughout.

Now with new dustEx technology

HOLZMA was one of the first manufacturers to introduce a machine table with air jets throughout. dustEx is now the next major evolutionary step.

New combination air jets, patent pending, are positioned along the cutting line and transport dust and chips specifically toward the right-angled fence. They are

now picked up here even more effectively thanks to the improved suction geometry.

Recommended: a front and rear dust-trap curtain rounds off the dustEx package (see page 23).

The perfect postforming cut

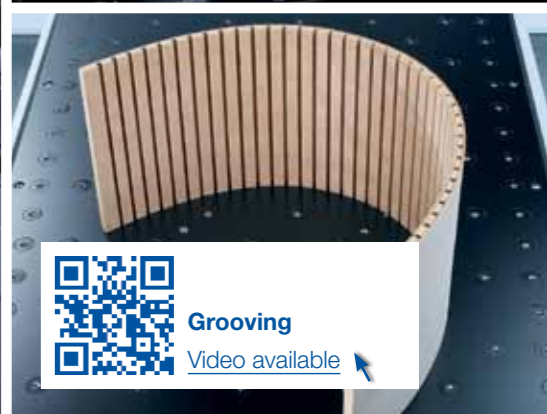


This option is available in two versions. Both include a scoring saw raised by a motor, complete with automatic adjustment.

Version 1: ascending postforming

- Vertical-rise scoring saw (VRSS)
- Ensures perfect cuts on softformed and postformed parts
- Maximum saw blade projection: 55 mm

Version 2: ascending and vertical postforming

- VRSS as described in Version 1
- Vertical scoring saw (VSS) with a maximum saw blade projection of 90 mm
- Scores the edge of the entire book (scoring depth up to a maximum of 15 mm)
- Ideal for edges covered with veneer, paper, ABS etc.



 **Cut-out function**
[Video available](#)

 **Laser guide beam**
[Video available](#)

 **Manual angle cut**
[Video available](#)

 **Stress-elimination cut**
[Video available](#)

 **Grooving**
[Video available](#)

Manual angle cut

The angle cut device allows you to control angle cuts using the CADmatic control software.

Cut-out and stress-elimination cut

Tension in the material is released when it is cut and can affect the quality of dimensions and cuts. HOLZMA's stress-elimination cut option remedies this. Systematic preliminary cuts can be defined during optimization and release the tension in the material. The additional cut-out feature also allows you to produce both cut-outs and intermittent grooves in panels, as are required, for example, for kitchen sinks or doors.

Automatic angle cut device

This technology completes angle cuts fully automatically, after you have entered the respective data in the CADmatic control.

Kerfing and turbo-grooving

These options save you an entire production step in subsequent processing. This is because your HOLZMA saw will also groove the panel material. The turbo-grooving option completes the grooves even much faster than a processing center. This is achieved by the saw blade cutting the grooves in both directions as it moves back and forth. The result is high-speed grooving.



Fully automatic labeling

The labeler is located near the pressure beam, i.e. in your field of vision, and labels the finished parts/books – even when several strips are processed simultaneously side by side (Power Concept). It makes no difference whether you feed the panels from the front or the rear. If desired, the position of the label can be individually controlled.

- Suitable for panels, offcuts and finished parts
- Gives precise details of the destacking location
- Gives precise instructions for further processing
- Saves time
- Minimizes errors
- Guides the operator



Label printer

The HOLZMA label printer has everything to facilitate an efficient workflow. You can print customized labels directly at the saw and design them to include bar codes, text and graphics, if required. If you also use our Cut Rite optimization software, instructions for downstream CNC machining can also be included on the labels. In this way, you can integrate the saw perfectly in your production flow.


Additional start-stop button

- Allows the program sequence to be started independently of the control panel
- Equipped with an emergency stop button



Swiveling label printer and parts buffer

The new HOLZMA parts buffer with swiveling label printer increases the efficiency of processes and optimizes handling. It provides an ergonomic buffering area for parts after cutting. The integrated printer allows the operator to work in a comfortable position and dispenses the right label for the right part at the right time.



Air cushion tables
Video available

Movable air cushion table

The movable air cushion table is easily moved along linear guides and offers you a mobile work surface and storage area. It allows you to move small panels, large panels or books of panels more ergonomically and with less risk of damage.

Longer air cushion tables

(Not illustrated)

- Length increased from 2160 mm to 2810 mm
- Greater freedom of movement
- Better connection to destacking systems
- Very useful when cutting large-format panels

Tiltable air cushion table

(Illustrations show the principle on a different model)

- Prevents thin materials from sagging
- Increases the work surface
- Primarily for large panels
- Folds down for easy access to the cutting line

Options packages

HOLZMA now offers the most important optional features in attractively priced equipment packages:

- Grooving and cut-out package (HPP)
- "Highly sensitive surfaces" package (HPP)
- Angle cut package (HPP)
- Cut Rite package PRACTICE (HPP)
- Cut Rite package PROFESSIONAL (HPP/HKL)
- Labeling package (HPP/HKL)

"Saw carriage" dynamics package

(Already included in the Premium and Performance packages)

The "saw carriage" dynamics package gives you more power for production.

- 150 m/min saw carriage speed instead of the standard 130 m/min
- Spring-preloaded running wheels
- Blower unit for light sensor

Additional clamps

- For an even better grip on thin, narrow or smooth materials
- For increased material throughput

"Pressure beam" dynamics package

(Already included in the Premium and Performance packages)

- Weight-optimized pressure beam with height control

Higher performance due to automated feeding from the front

The automated feeding system Econolift achieves a significantly higher material throughput in a shorter time. The result: more efficiency with less manpower.

- Automated feeding from the front
- Can be retrofitted at any time

Designer light package

Comprises:

- LED illumination of the cutting line
- LED illumination of the saw blade change area
- LED lighting in the switch cabinet
- Makes work easier and more ergonomic and also protects your eyes

NEW! Power Concept PRACTICE

The low-cost version of the successful Power Concept PROFESSIONAL – developed for the HPP 300 profiLine with feeding from the front and for saws with simple storage link-up without an integrated feed-stacking table. Power Concept PRACTICE can do everything that constitutes Power Concept, but can be integrated far more easily and consequently more economically.

Cutting pattern optimization in the office

HOLZMA increases output and efficiency in panel cutting with its proven optimization software Cut Rite.

- Optimized project control
- Efficient cutting processes
- Full control of costs
- Faster calculations

As an alternative to the comprehensive Cut Rite optimization software, CADplan, an add-on module for CADmatic, can also be used to perform small optimization jobs directly at the saw.



Power Concept PROFESSIONAL



Power Concept PRACTICE



Illustration shows the principle



Power Concept PROFESSIONAL – for up to 40% higher output

The Power Concept allows you to cut strips with different cross cuts together. Power Concept PROFESSIONAL achieves this by means of:

- An additional clamp which works independently
- Clamps on the program fence that can be raised out of the work area if necessary

- Re-sorting the strips directly at the saw so that they are ideally matched to Power Concept PROFESSIONAL. This is based on existing optimization data for shortest machining times

The benefits:

- Up to 40% higher output
- Significantly shortened cutting cycles
- Significantly improved material flow
- High material throughput
- Lower costs per cut

- Attractively priced high-tech solution with minimum space requirement
- Precision cutting of even very narrow strips
- Simultaneous feeding and cutting without a separate feed carriage: the Power Concept PROFESSIONAL clamp positions the last strip at the cutting line while the program fence fetches the next panel or book of panels from the lifting table (HPL)

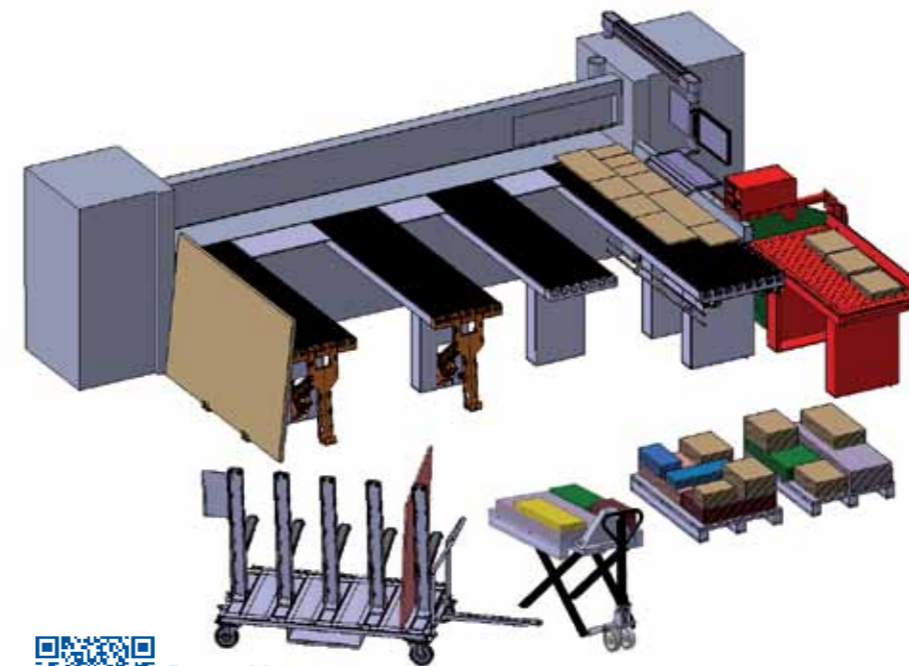


Greater safety and transparency

If desired, the rear machine table of the HPP 300 profiLine can now be completely screened off. An all-round protective guard with integrated plastic windows prevents anyone from inadvertently reaching into this area without obstructing the view. In some configurations, the protective guard is replaced by a protective fence. A great gain in safety for a small investment.

Optional features

Scissor lift pallet truck

The HOLZMA scissor lift pallet truck (fondly referred to as "HuGo") is equipped with automatic height control and facilitates ergonomic and smart destacking processes. A light barrier controls the automatic raising and lowering of the pallet truck, allowing you also to remove all the parts from the pallet at an ideal working height, for example, at an edge banding machine.



combiTec

New: the recuts option combiTec is now available for all saws of the 3 series and optimizes batch size 1 production. This innovation completes all recuts fully automatically during the regular cutting process. Even complex cutting patterns can be generated and flexibly implemented. That saves time and material, thus reducing costs.

Proven HOLZMA know-how for optimization and simulation

- Reduced material costs due to less waste
- No manual reworking

- Low power consumption as the volume of material removed by cutting is significantly smaller than that removed by routing and requires less extraction power
- High speed
- Low unit and tool costs
- Excellent price / performance ratio

Destacking concept

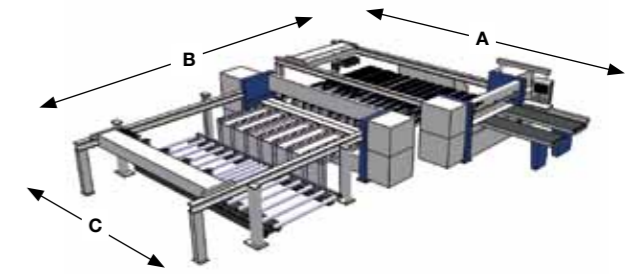
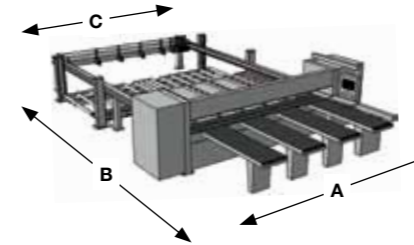
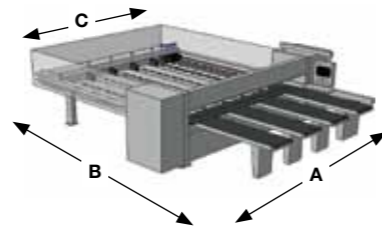
This concept, which comprises software and hardware, guides the operator from depositing the first part to forming the perfectly stacked pallet. An LED display indicates, at the same time as the monitor, when a cut part is to be pushed onto, or removed from, the parts buffer. The system uses the parts buffer so intel-

ligently that stack formation is greatly improved. Even waste parts are put to good use. The advantage: the operator always knows when and where to stack each specific part. Times and routes that do not add value are systematically reduced. The key components of the HOLZMA destacking concept:

- Destacking software as add-on module for CADmatic 4.5 PROFESSIONAL
- Label printing with destacking details – using the manual label printer (page 31) or the automatic label printer near the pressure beam (page 30)
- Ergonomic parts buffer (page 31)
- Pneumatically operated feeding and destacking aid on the long side of the air cushion table
- And much more

The HOLZMA 3 series at a glance

Size, performance, features: the most important technical data for the 3 series can be seen here at a glance. If you would like to know more, then simply ask your HOLZMA sales consultant. He will be pleased to give you detailed information.



Technical data*	HPP 300	HPL 300	HKL 300
Saw blade projection	80 mm (95 mm as option) 3.2" (3.8" as option)	80 mm (95 mm as option) 3.2" (3.8" as option)	80 mm (95 mm as option) 3.2" (3.8" as option)
Cutting length, cutting width	3200/3800/4300/5600***** mm 126"/150"/170"/220.5*****	3200/3800/4300/5600***** mm 126"/150"/170"/220.5*****	rip saw: 3200/4300/5600 mm 126"/170"/220.5" cross cut saw: 2200 mm (2100 mm*****) 86.6" (82.7*****) 2200 mm 86.6"
Lifting table width	-	2200 mm 86.6"	2200 mm 86.6"
Program fence speed **	90 m/min 295 ft/min	90 m/min 295 ft/min	rip saw: 90 m/min 295 ft/min, cross cut saw: 140 m/min 459.2 ft/min
Saw carriage speed	up to 130 m/min (150 m/min as option) up to 426.4 ft/min (492 ft/min as option)	up to 130 m/min (150 m/min as option) up to 426.4 ft/min (492 ft/min as option)	up to 130 m/min (150 m/min as option) up to 426.4 ft/min (492 ft/min as option)
Main saw motor	11 kW (13.5 or 18 kW as option) 15 HP (18.4 or 24.5 HP as option)	11 kW (13.5 or 18 kW as option) 15 HP (18.4 or 24.5 HP as option)	11 kW (13.5 or 18 kW as option) 15 HP (18.4 or 24.5 HP as option)
Scoring saw motor	1.5 kW (2.2 kW as option) 2 HP (3 HP as option)	1.5 kW (2.2 kW as option) 2 HP (3 HP as option)	1.5 kW (2.2 kW as option) 2 HP (3 HP as option)
Average total air requirement	140 NI/min 4.94 cfm	200 NI/min 7.06 cfm	450 NI/min 15.89 cfm
Compressed air requirement	6 bar 87 psi	6 bar 87 psi	6 bar 87 psi
Dust extraction	3800 m³/h (5230 m³/h****), 26 m/sec 2236.3 cfm (3077.9 cfm****), 85.3 ft/sec	3800 m³/h (5230 m³/h****), 26 m/sec 2236.3 cfm (3077.9 cfm****), 85.3 ft/sec	6600 m³/h (9030 m³/h****), 26 m/sec 3848.1 cfm (5314.2 cfm****), 85.3 ft/sec
Max. stack height without pit	-	560 mm (up to 4300 mm cutting length) 22" (up to 170" cutting length) 450 mm (for 5600 mm cutting length) 17.7" (for 220.5" cutting length)	560 mm (up to 4300 mm cutting length) 22" (up to 170" cutting length) 450 mm (for 5600 mm cutting length) 17.7" (for 220.5" cutting length)
Max. stack weight	-	4t (5600 mm cutting length: 7t) 8816 lbs (220.5" cutting length: 15428 lbs)	4t (5600 mm cutting length: 7t) 8816 lbs (220.5" cutting length: 15428 lbs)
Working height	920 mm 36.2"	920 mm 36.2"	920 mm 36.2"
Air cushion tables	3/4/5 x 2160 mm 3/4/5 x 85"	3/4/5 x 2160 mm 3/4/5 x 85"	2 x 2160 mm 2 x 85"

* Values relate to the standard version
 ** In EU countries, Switzerland and Liechtenstein forward speed is restricted to 25 m/min
 *** Dim. A: incl. 64 mm for extraction connection. Dim. C: standard program fence width; there are wider dimensions for the lifting table with HPL and HKL machines
 **** For the 5600 mm cutting length
 ***** Only right-handed version
 ***** Maximum width that can be aligned

Machine dimensions***			
HPP 300	A	B	C
HPP 300/32/32	5364 mm 211.2"	6543 mm 257.6"	3709 mm 146"
HPP 300/38/32	5924 mm 233.2"	6543 mm 257.6"	4269 mm 168"
HPP 300/38/38	5924 mm 233.2"	7143 mm 281.2"	4269 mm 168"
HPP 300/43/32	6514 mm 256.5"	6543 mm 257.6"	4859 mm 191.3"
HPP 300/43/43	6514 mm 256.5"	7693 mm 302.9"	4859 mm 191.3"
HPP 300/56/56	7864 mm 309.6"	9043 mm 356.0"	6209 mm 244.5"

Machine dimensions***			
HPL 300	A	B	C
HPL 300/32/22	5364 mm 211.2"	9963 mm 392.2"	3636 mm 143.2"
HPL 300/38/22	5924 mm 233.2"	9963 mm 392.2"	4196 mm 165.2"
HPL 300/43/22	6514 mm 256.5"	9963 mm 392.2"	4786 mm 188.4"
HPL 300/56/22	7864 mm 309.6"	11413 mm 450"	6136 mm 241.6"
HKL 300	A	B	C
HKL 300/32/22	8020 mm 315.7"	11760 mm 463"	3636 mm 143.2"
HKL 300/43/22	9170 mm 361"	11760 mm 463"	4786 mm 188.4"
HKL 300/56/22	10520 mm 414.2"	11760 mm 463"	6136 mm 241.6"

All dimensions subject to change



**Choose the Original
Choose Success!**

For the Success of Original Technology
A VDMA Campaign

This brochure was given to you by:

Printed 03/16. Part number: 4-089-70-0122
Subject to technical change without notice. Misprints and errors excepted.
Illustrations may show optional equipment.



A company of the HOMAG Group



HOLZMA Plattenaufteiltechnik GmbH

Holzmastrasse 3
75365 CALW-HOLZBRONN
GERMANY

Tel. +49 7053 69-0

Fax +49 7053 6174

info@holzma.de

www.holzma.com

www.youtube.com/holzma
www.twitter.com/holzma
www.facebook.com/holzma