

## Keen on small quantities



**The 2 series: HPP 230 | HPP 250**  
2014/1

# For all those with great plans

Plenty of power and functionality at a low cost. It is this combination that makes the **HOLZMA 2 series** the number one choice for entry-level companies, companies upgrading equipment and larger companies that often process small batches. This is as true of the HPP 230 and HPP 250 as it is of the HPP 250 profilLine. All of these models now make it even more attractive to enter the league of horizontal beam saws.

## New features

- New design
- Wider selection of optional extras for the HPP 250
- HPP 250 as profilLine version for complex storage system integration
- More speed for the HPP 250
- All-round, transparent protective enclosure
- Now with even more options for storage system integration

## Contents

- 04 HPP 230 and HPP 250 – new diversity in the compact class
- 06 Standard features
- 10 Optional extras
- 14 The optional extras for HPP 250
- 16 Optional extras – from single saw to full system solution
- 18 Technical data

# HPP 230 and HPP 250 – new diversity in the compact class

HPP 230 | HPP 250

Inherently powerful and extendable: with the new 2 series, HOLZMA more than lives up to its name as a systems supplier. Besides the HPP 230, it is above all the HPP 250 that opens up a host of new possibilities thanks to its many new optional extras and its openness for complex feeding solutions.



## New features

- New design
- All-round, transparent protective enclosure
- Manual pressure regulation for the HPP 250 now in the operating area
- More speed for the HPP 250
- HPP 250 now also available as profilLine version – for complex storage system integration
- Wider selection of optional extras for the HPP 250



Illustration may show optional equipment not included in the basic price.

Why a HOLZMA? That's quite clear: because first-class quality and state-of-the-art technologies are standard here. This is also true of the 2 series.


### HOLZMA patent: central side pressure device

- Time is money, that's why HOLZMA has integrated the side aligner directly in the saw carriage. This shortens cycle times by up to 25% in comparison with conventional systems.
- Contact pressure is infinitely variable. This allows even thin boards, laminates or sensitive materials to be processed perfectly.
- The side aligner can travel the entire cutting length.

### ecoPlus: energy saving with state-of-the-art technology

- All models with IE2 motors
- Numerous innovations for improved ergonomics and smooth production processes
- Tip: before purchasing, check out government incentives

More information in the ecoPlus brochure.



### The heart of the saw

The saw carriage consists of a heavy-duty steel construction with main saw, scoring saw and central side aligner.

Its strengths:

- Continuously variable saw carriage speed
- High precision, low noise, maintenance free
- Fast saw blade change thanks to Power-Loc
- New! Still more speed for the HPP 250 (saw carriage speed up to 120 m/min)

### Power-Loc

This really easy-to-use, fast clamping system speeds up blade changes on both main saw and scoring saw.

- Automatic scoring saw blade adjustment

### Program fence: precision and dimensional accuracy

The compact, electronically controlled program fence with clamps and precision guides has an electro-magnetic measuring system that guarantees dimensional accuracy of +/- 0.1 mm. Even minimal trim and dust cuts are possible. The measuring system entails absolutely no wear and no maintenance. New! Now still more speed for the HPP 250 (up to 80 m/min).

### Rugged pressure beam for first-class cut quality

The large-area pressure zone directly at the cutting line allows vibrations to be reduced to a minimum. This results in accurate, clean cuts, for books too.



**Clamps:  
perfection down to the last detail**

HOLZMA's robust clamps position the material gently and accurately over the cutting line.

HPP 230 (picture on right), HPP 250 (picture on left) with optional clamps at positions 3 and 5.



**Made-to-measure control –  
CADmatic 4 PRACTICE**

(optional extra for HPP 250:  
CADmatic PROFESSIONAL)

Developed especially for production processes in panel sizing technology, this control software delivers optimized processes.

- Intuitive operating software
- Automatic scoring saw blade adjustment
- Graphically supported diagnostics
- **New!** 19" TFT flat screen monitor with touch functionality



**Manual pressure regulation**

(only HPP 250)


The HPP 250 comes fully prepared for cutting pressure-sensitive panels. You can adjust the pressure of the clamps and the pressure beam to suit your particular panel material. Now new: the two manual controls in the front operating area.

# Optional extras

Anyone facing special challenges needs tailored solutions. That is why HOLZMA offers you optional extras, enabling you to match performance and functionality of your saw exactly to production requirements. This significantly shortens the investment payback period.

## Cut-outs and stress-elimination cut

Tension in the material is released when it is cut and can affect the quality of dimensions and cuts. The HOLZMA stress-elimination cut option remedies this. Systematic preliminary cuts can be defined during optimization and release the tension in the material. The cut-out feature additionally allows you to produce both cut-outs and intermittent grooves – as are required, for example, for kitchen sinks or doors.



### Cutting and kerfing

This optional extra allows you to complete kerfing jobs with the panel saw. A solution that saves time and speeds up subsequent processing.

### High-precision laser guide beam

- Especially for solid wood, veneered panels and other materials with grain structure
- Precision positioning right down the line

### Manual trim stops

(only for HPP 230)

With these, your HOLZMA can also master material with overhanging laminates or veneers. The trim stops are integrated in the clamps and are simply flipped forward when required:

- Precise positioning
- Gentle processing of sensitive materials with overhanging laminate or veneer



### Additional clamps

So that your HOLZMA saw can also securely clamp especially large, thin or smooth materials.

### More power for the main saw

Both models can be equipped with a more powerful main saw motor. You can increase the power for an HPP 230 from 5.5 kW to 7.5 kW; for an HPP 250 from 7.5 kW to 9.2 kW.

### Gentle material handling

Additional rollers at the edge of the air table ensure especially gentle handling of material and lessen the effort required.

### Performance package

HOLZMA now also offers attractively priced options packages tailored for processing sensitive panel materials.

### Label printer

The HOLZMA label printer has everything to facilitate an efficient workflow. You can print customized labels directly at the saw and design them to include barcodes, text and graphics, if so desired. If you also use our Cut Rite optimization software, instructions for downstream CNC machining can also be included on the labels.

### Cutting pattern optimization in the office

With its excellent optimization software Cut Rite, HOLZMA caters for higher performance and greater efficiency in panel sizing technology.

- Optimized project control
- Efficient cutting processes
- Full control of costs
- Faster calculations


As an alternative to the comprehensive Cut Rite optimization software, CADplan, an add-on module for the CADmatic, can be used to perform small optimization jobs directly at the saw.

## Machine table equipped with air jets throughout

Anyone working with sensitive material or especially heavy boards and books will benefit from the machine table being equipped with air jets throughout.



 **Postforming**  
Now in video [▶](#)




 **Air cushion tables**  
Now in video [▶](#)

Illustration shows the principle, rollers available as optional extra



 **Pneumatically operated trim stops**  
Now in video [▶](#)



 **Easy2Feed**  
Now in video [▶](#)

Illustration shows the principle

### The perfect postforming cut

- Ensures perfect cuts on softformed and postformed parts
- Maximum saw blade projection 44 mm

### Movable air cushion table

The movable air table is easily moved along linear guides and offers you a mobile work surface and storage area. It allows you to move small and large panels or books more ergonomically and with less risk of damage.

Air tables are also available in a 1200 mm length for the HPP 230 and HPP 250. This allows the machine to fit into almost any space.

### Pneumatically operated trim stops

The trim stops are attached to the clamps and are activated as needed by the CADmatic machine control.

- Robust
- Gentle processing of sensitive materials with overhanging laminate or veneer
- Precise positioning

### Easy2Feed

Easy2Feed promises automatic feeding at a budget price. This optional extra saves time and space, is very ergonomic and is retrofittable for the HPP 250. The core element is a compact scissor lift table, which can be comfortably loaded by fork-lift truck.

- For 3800 and 4300 mm cutting lengths (only available for right-handed version)
- Panels upwards of 9.5 mm thickness can be fed

- Maximum panel size: 3100 x 2200 mm (with a 4300 mm cutting length 3660 x 2220 mm)
- Stack height 460 mm (standard version)
- Lift table standing in pit if required
- For material that can be push-fed
- Infeed roller conveyor at side available as option



# Optional extras – from single saw to full system solution

## HPP 250 profilLine

The top model of the 2 series is prepared for:

- Complex storage system integration
- Optional extra “pass over book”
- Feed-stacking table with integrated infeed
- “Storage system controls the saw”



Illustration shows the principle

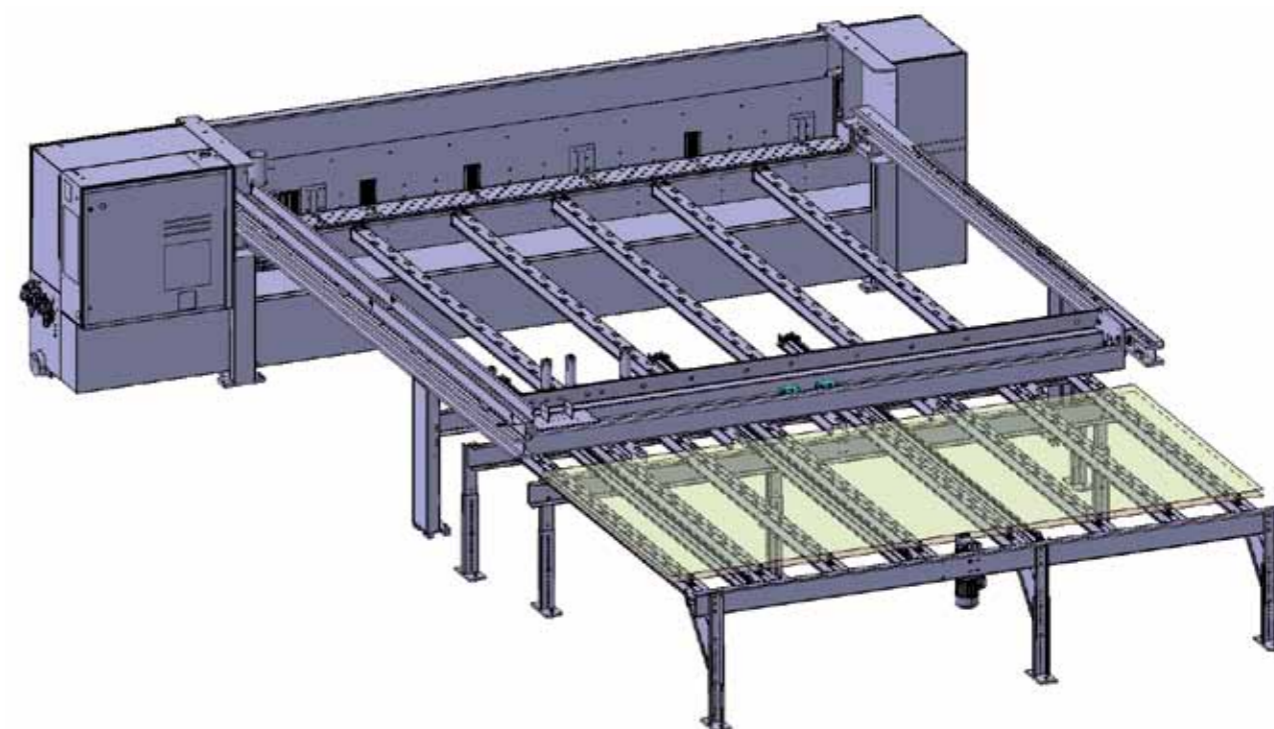


Illustration shows the principle

### Simple feeding solution. Simple storage system integration (HPP 230 / HPP 250)

HOLZMA offers economical feeding solutions and compatible storage system integration for the single saws of the 2 series: for instance by combining them with the one-axis HBX 150 gantry system or the BARGSTEDT TLF 210 horizontal storage system.

- Ideal for the trade sector
- Low space requirement
- Attractive price
- Saw and storage system are perfectly matched
- Automatic feeding for small panel saws
- Perfect handling – with just one machine operator
- Easy, ergonomic operation
- Storage system controls saw

### Complex storage system integration (HPP 250 profilLine)

Complex storage system integration provides smooth processes and a maximum level of automation, from the design department to production and the finished product. The HPP 250 profilLine is ideally prepared for this and open for innovative technologies such as the feed-stacking table with integrated infeed and much more.

### New: feed-stacking table with integrated infeed (HPP 250 profilLine)

When linked to a simple storage system, the saw has to stop working briefly when a new panel is fed by the overhead system. The new feed-stacking table now ensures smooth, faster cycles: while one panel is still being cut, the feeding system already positions the next panel on the feed-stacking table with integrated infeed.

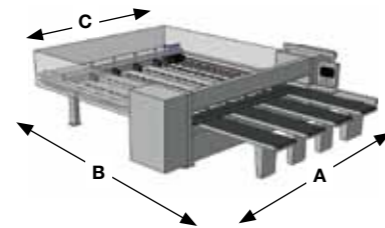
- Available for all HPP 250 profilLine machines
- Can be retrofitted
- Plug & play: easy add-on
- Height, width and roller rail support match the saw perfectly
- Virtually no more dead time
- Without alignment

### New: pass over book (HPP 250 profilLine)

- Elevated program fence
- Clamps can be raised
- Energy chain lying on the support instead of in the rear machine table

# The HOLZMA 2 series at a glance

Size, performance, features: the most important technical data for the HPP 230 and the HPP 250 can be seen here at a glance. Would you like to know more? Your HOLZMA sales consultant will be pleased to give you more information.



Technical data*	HPP 230	HPP 250
Saw blade projection	55 mm   2.2"	80 mm   3.2"
Cutting length	3100/3800/4300 mm   122"/150"/170"	3100/3800/4300 mm   122"/150"/170"
Program fence speed	up to 40 m/min**   up to 131 ft/min**	up to 80 m/min**   up to 262 ft/min**
Saw carriage speed	up to 60 m/min   up to 197 ft/min	up to 120 m/min   up to 394 ft/min
Main saw motor	5.5 kW (7.5 kW as option)   7.5 HP (10.2 HP as option)	7.5 kW (9.2 kW as option)   10.2 HP (12.5 HP as option)
Scoring saw motor	1.1 kW   1.5 HP	1.1 kW   1.5 HP
Main saw blade	300 x 4.4 x 75 mm   11.2 x 0.17 x 2.9"	350 x 4.4 x 75 mm   13.8 x 0.17 x 2.9"
Scoring saw blade	200 x 4.4 - 5.5 x 45 mm   7.9 x 0.2 - 0.22 x 1.8"	200 x 4.4 - 5.5 x 45 mm   7.9 x 0.2 - 0.22 x 1.8"
Control software	CADmatic 4 PRACTIVE	CADmatic 4 PRACTIVE
Monitor	19" TFT flat screen	19" TFT flat screen
Total air requirement	150 NI/min   4.3 cfm	150 NI/min   4.3 cfm
Compressed air requirement	6 bar   87 psi	6 bar   87 psi
Dust extraction	3800 m³/h, approx. 26 m³/sec   2236.3 cfm, approx. 85.3 ft³/sec	3800 m³/h, approx. 26 m³/sec   2236.3 cfm, approx. 85.3 ft³/sec
Total connected load	10.4 kW (7.5 kW main saw motor: connected load 12.4 kW) 14.1 HP (10.2 HP main saw motor: connected load 16.9 HP)	12.4 kW (9.2 kW main saw motor: connected load 14.1 kW) 16.9 HP (12.5 HP main saw motor: connected load 19.2 HP)

\* Values relate to the standard version

\*\* In EU countries forward speed is 25 m/min

Machine dimensions			
HPP 230	A	B	C
HPP 230/31/31	5307 mm   208.9"	6037 mm   237.7"	3587 mm   141.2"
HPP 230/38/38	5867 mm   230.9"	6637 mm   261.3"	4147 mm   163.2"
HPP 230/43/43	6457 mm   254.2"	7187 mm   282.9"	4737 mm   186.5"
HPP 250	A	B	C
HPP 250/31/31	5307 mm   208.9"	6037 mm   237.7"	3587 mm   141.2"
HPP 250/38/31	5867 mm   230.9"	6037 mm   237.7"	4147 mm   163.2"
HPP 250/38/38	5867 mm   230.9"	6637 mm   261.3"	4147 mm   163.2"
HPP 250/43/31	6457 mm   254.2"	6037 mm   237.7"	4737 mm   186.5"
HPP 250/43/38	6457 mm   254.2"	6637 mm   261.3"	4737 mm   186.5"
HPP 250/43/43	6457 mm   254.2"	7187 mm   282.9"	4737 mm   186.5"



This brochure was given to you by:



**Choose the Original  
Choose Success!**

For the Success of Original Technology  
A VDMA Campaign

Printed 03/14. Subject to technical change without notice. Misprints and errors excepted.  
Illustrations may show optional equipment not included in the basic price.

A company of the HOMAG Group



**HOLZMA Plattenaufteiltechnik GmbH**

Holzmastrasse 3  
75365 CALW-HOLZBRONN  
GERMANY

Tel. +49 7053 69-0

Fax +49 7053 6174

info@holzma.de

www.holzma.com

[www.youtube.com/holzma](http://www.youtube.com/holzma)

[www.twitter.com/holzma](http://www.twitter.com/holzma)

[www.facebook.com/holzma](http://www.facebook.com/holzma)