

gabbiani g 3/gt 3

high performance automatic horizontal beam saws



gabbiani g 3/gt 3

high performance automatic horizontal beam saws



gabbiani gt 3 165



gabbiani gt 3 145



gabbiani gt 3 130



gabbiani g 3



gabbiani g 2



gabbiani s



gabbiani p



gabbiani g 3 165



gabbiani g 3 145



gabbiani g 3 130



gabbiani gt 3



gabbiani gt 2



gabbiani st



gabbiani pt

gabbiani g 3/gt 3

high performance automatic horizontal beam saws

gabbiani g 3/gt 3 designed to satisfy all requirements of a company that wants to excel at every process of the machining and to be a major player in a continuously changing market.

gabbiani g 3/gt 3 are equipped with a new “EASY & RESPONSIVE” production system with flexible and advanced technologies following “industry 4.0” philosophy which maintain high quality standards.



| gabbiani | | g 3 130 | gt 3 130 | g 3 145 | gt 3 145 | g 3 165 | gt 3 165 |
|--------------------|---------|--------------------|--------------------|--------------------|-------------------------|--------------------|-------------------------|
| Cutting dimension | mm | 3200/3800/ 4500 | 3200/3800/ 4500 | 3200/3800/ 4500 | 3200/3800/ 4500/5600 | 3200/3800/ 4500 | 3200/3800/ 4500/5600 |
| Blade projection | mm | 130 | 130 | 145 | 145 | 165 | 165 |
| Main blade motor | kW (Hp) | 15 (20) | 15 (20) | 18 (25) | 18 (25) | 18 (25) | 18 (25) |
| Saw carriage speed | m/min | 0 - 170 | 0 - 170 | 0 - 170 | 0 - 170 | 0 - 170 | 0 - 170 |
| Pusher speed | m/min | 135 | 135 | 135 | 135 | 135 | 135 |



gabbiani g 3/gt 3

easy and powerful programming software



Maestro Cut: creates all the panels imaginable

- superior performance compared to the previous versions
- intuitive, reliable and customizable operator's interface depending on customers' needs
- materials stock: creation of panel storage with an integrated bi-directional connection to Maestro Watch
- off-cuts stock: automatic off-cuts restocking that will be displayed together with the materials stock
- parts handling management during machining: parking solution for end products, off-cuts and scraps

New control panel: simple, linear and elegant design

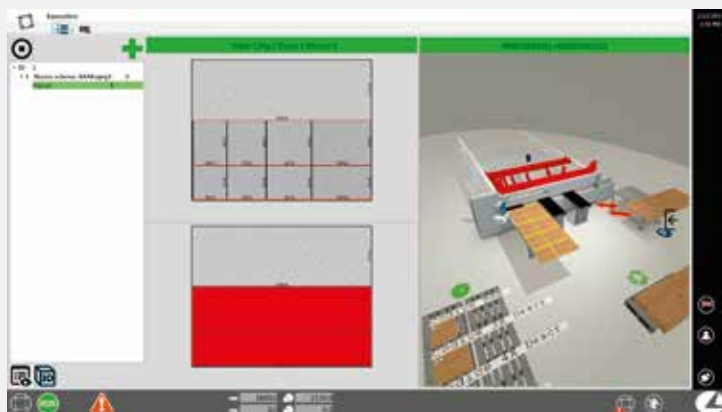
- 16/9 21" touch screen



Telesolve

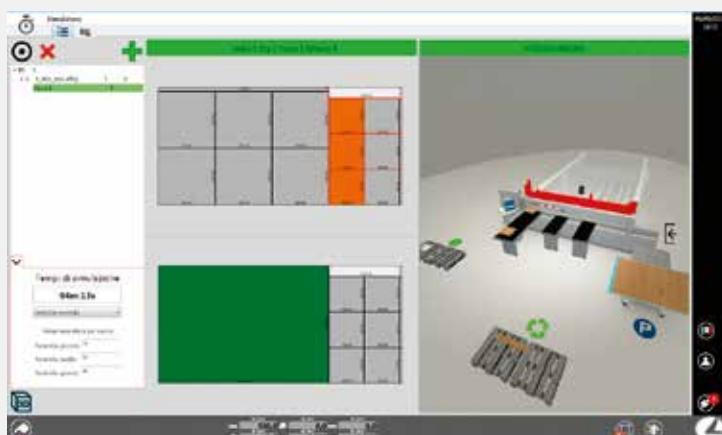
Remote service system to connect the machine's PC with the service department via Internet.

SUPPLEMENTARY MODULES TO INCREASE MAESTRO CUT POWER:



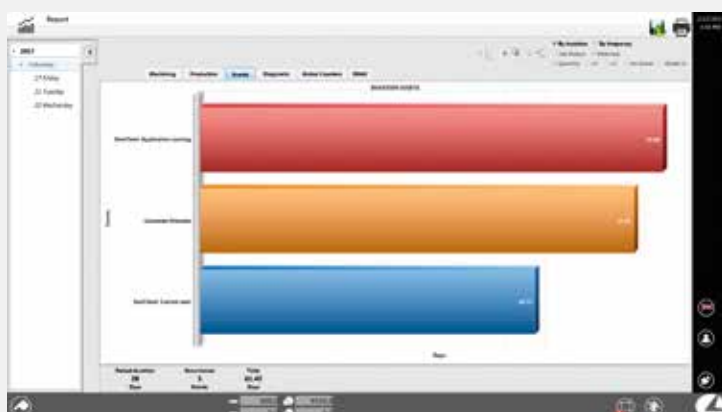
MAESTRO CUT 3D EDITOR:

- labels printing software
- 3D simulator (run-time) on board
- graphic editor for cutting diagrams
- panels editor
- cutting editor for grained panels (flame-cut): help functions for programming cutting diagrams with shapes organized according to the layouts on the origin panel
- editor for Macro machining creation



MAESTRO CUT UTILITY:

- cuts editor for panels de-tensioning: software program that reduces tensions inside the material on longitudinal cuts guaranteeing cut linearity
- dynamic cutting diagrams editor
- automatic panels editor (FILLER)
- off-cuts stock management: identification and automatic insertion functions of the off-cuts into stock for a future use



MAESTRO CUT MANAGER:

- simulator for cycle time calculation, simulated execution of the cutting diagrams of single or multi orders, to verify the machine cycle time needed. It includes 2D instantaneous simulation and 3D real time simulation of the entire process
- priority-based and date-based scheduling of the order
- advanced report



gabbiani g 3/gt 3

easy and powerful optimization cutting software

MAESTRO PATTERN

The best sizing formula



MAESTRO PATTERN

Optimisation program installed on the machine for:

- **simple and efficient creation** of optimized **cutting programs**
- **fast configuration** of a **simplified number of parameters**
- **off-cuts reduction** due to the **creation of an overproduction for each element**
- **off-cuts stock creation** with the most used parts (max. 550 pcs/line, max 100 lines)

EASY IMPORT (optional)

This software transfers columns and rows previously selected by the user and containing all necessary datas for the optimisation to Maestro Pattern.

Functions are easy to access through icons inserted on the MS Excel toolbar:

- 11 fields for panel description (length, width, quantity, grain...)
- 12 fields of information import for labelling machine
- File XLS import > = Excel 97

Label printer:

traceability of all finished parts
(even the off – cuts).



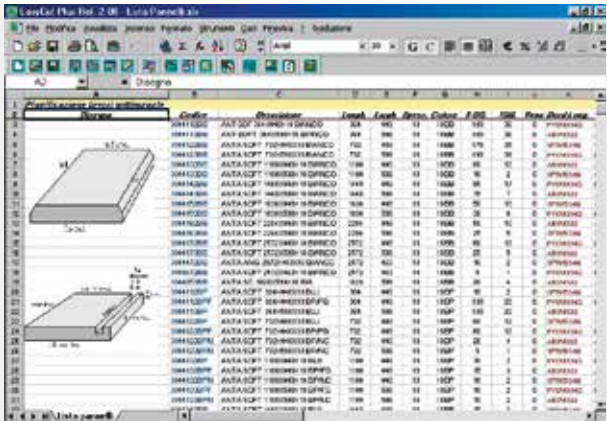


MAESTRO OTTIMO CUT (optional)
Maestro Ottimo Cut is the cutting plans optimisation program developed for an immediate and functional management of the single blade beam saws, directly from the office.
The new Maestro Ottimo Cut algorithm permits the automatic generation of the cutting plans identifying the best solution among different results suggested, depending on users' parameters.
It includes the following functions:

- material, pieces and edges stocks management
- grained panels management (longitudinal and cross)
- optimization of orders and multi-orders
- preventive calculation of costs and machining time
- labels with integrated graphic editor
- 3D simulator
- sends of cutting programs with labeling data included to the beam saws control
- connection with the business management software

EASYCUT (optional)
MS Excel integrative software which transfers to Maestro Cut:

- 10 fields for panel description (length, width, quantity, grain...)
- 36 fields for labelling machine information import (minimum configuration required Excel 97)



Maestro Pattern even for the office (optional).

gabbiani g 3/gt 3

perfection and flexibility of cut



The base: the very best result is guaranteed

Top quality machining on single sheet or panel packs, high-speed cutting, heavy workloads even on three daily shifts.

Air floating table: an essential tool

High efficiency air floating table with feeding rollers eases the sliding of heavy or delicate materials. **Maximum protection against risks of friction.**



Pusher with brushless motor: precision and speed

The best quality and the maximum performance due to the pusher stroke on prismatic guides with recirculating ball screws.



The machine base is composed by sturdy tubular steel with oversized nylon wheels for moving panels, even the heaviest without damaging them.



Prismatic guides with recirculating balls screw: improve machine performance


Minimum friction and automatic lubrication with a remarkable maintenance reduction.

Maximum speed reachable both during the feeding stroke (100 m/min with a single sheet, 50 m/min with a panel stack) and the return stroke (up to 170 m/min).



Inverter: no compromise

The possibility to adjust the main blade speed allows a **perfect finish** with any panel stack height (optional).



Optimised blade height: for smart cut

The main blade projection is automatically adjusted according to the panel thickness to be cut.


It always **guarantees an optimum cut quality** and **reduces the machine cycle time**.

gabbiani g 3/gt 3

perfection and flexibility of cutting

Pressure beam: many qualities in a single structure

This structure guarantees a uniform and increased pressure on panels, with an optimum extraction of shavings and simplified maintenance.



Rear pneumatic side aligner for cross cuts: perfect alignment of the piece against the squaring fence and cycle time reduction.

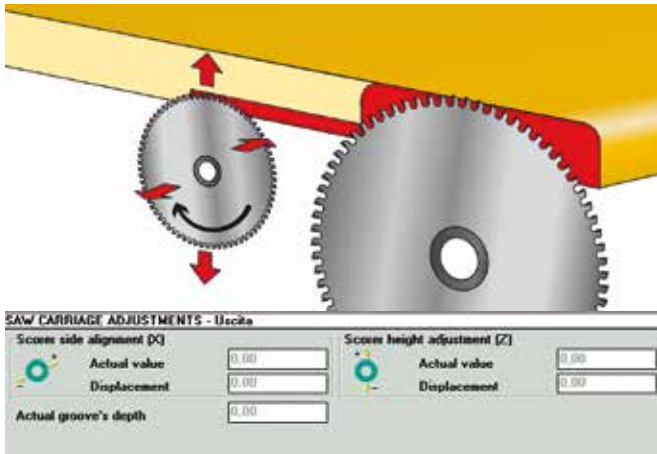
Floating clamps with double finger:

safe grip at the highest speed on squaring side, also when panels are not perfectly planar.



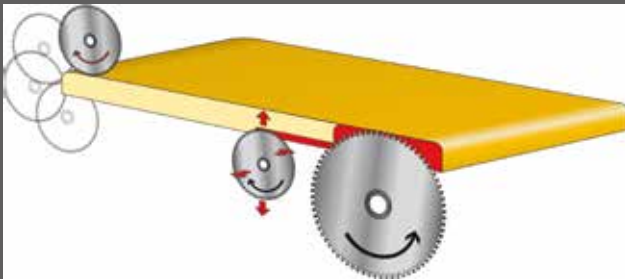
gabbiani g 3/gt 3

optional cut solutions for every need



Scoring unit electronic adjustment: technology for real support

The setting from the PC allows the management of a powered system for the scoring unit automatic positioning, drastically **reducing the blade set-up time** and avoiding any possible **errors** (with HI-TRONIC carriage as standard equipment).



Postforming

Lateral scoring of edged and postformed bars by means of the scoring blade rise (with HI-TRONIC carriage included as standard equipment).



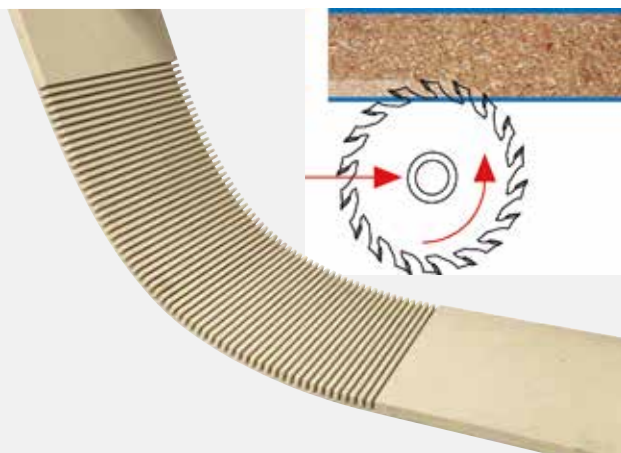


Slots execution device: at the operator's service

This particular device allows the carrying out of interrupted cuts inside the panel to produce, for example, slotted doors (with HI-TRONIC carriage included as standard equipment).

Grooving execution: production and flexibility

Grooving execution allows machine customisation and makes the machine more productive and versatile (with HI-TRONIC carriage included as standard equipment).



Adaptive control of the saw carriage speed: to work safely

The automatic monitoring of energy absorption of the motor according to the thickness/type of material and the type of the blade used gives the best results avoiding errors or wastes.


Execution of panels de-tensioning cuts

Device that reduces tensions inside the material on longitudinal cuts guaranteeing cut linearity.



gabbiani g 3/gt 3

cut devices



Sturdy saw carriage with independent pneumatic raising of the main blade and scoring blade, on prismatic guides with recirculating ball screws (as standard equipment on gabbiani g 3 130/gt 3 130).

“HI-TRONIC vertical stroke” device: maximum productivity

The device allows an optimum finishing and precision cut event at high-speed. (optional on gabbiani g 3 130/gt 3 130).

These devices include:

- optimised blade stroke
- fast blades unlocking with AKE mechanical flanges
- self-learning pressure beam
- post-forming
- scoring blade electronic adjustment
- electronic mortising device
- cuts out “windows”



HI-TRONIC: for top performance


The use of motors up to 37 kW ensures reaching the highest speeds.

Precision and perfect finish cut due to a balanced solution, which foresees an oscillating movement, rather than a vertical one, of the blade motor.

Versatility of use owing to the possibility to install advanced options.

Ease of maintenance with the belt tensioning system.

(as standard equipment on gabbiani g 3 145-165/gt 3 145-165 optional on gabbiani g 3 130/gt 3 130)



Saw-set: tool changing has never been so easy

In a few seconds the “SAW-SET” device carries out fast and precise tools adjustments due to the electronic setting, allowing an intuitive use of the machine and a productivity increase (optional).



Rapid blades locking/unlocking: machining safety in reduced time

This system provides safe and constant blade locking and unlocking, due to the pneumatic system which minimises the stand-by times for blade changeovers (standard).

AKE device

Rapid locking/unlocking of the scoring blades with “AKE” mechanical flanges “EASYFIX” (“AKE” patent) allowing for quick and easy change of the blades. The tightening is ensured both with high blade-motor power and machining of the hardest materials (optional).



gabbiani g 3/gt 3

optional cut devices



Powered side alignment device:
drastic cycle time reduction and better grip of the piece by means of the brushless motor.



OFF



ON

Automatic closure of the cutting line:
it avoids the fall of waste trim cuts inside the machine.

Device for the selective closing of the clamps:
the special shape of the clamps allows a **safe panel grip at the maximum speed**, while the **selective closing device prevents ruining panels** which edges are exactly positioned in correspondence of the clamps working area.



flexibility and productivity


FLEXCUT:

The modular FLEXCUT system enables the processing of complex cutting patterns in very rapid cycle times.

Incomparable precision

The use of brushless motors sliding on prismatic guide with recirculating balls screw reduces mechanical parts friction and guarantees best precision.

The extreme flexibility of this device is also ensured by the presence of the main pusher grippers, which can be excluded from the working area, so that strips with different widths can be secured and as a result any type of different cutting can be performed without limiting the stroke.



FLEXCUT 1/D

Simultaneous execution of two-differentiated cuts

Device consisting of a mobile grippers unit whose stroke is completely independent thanks to the two independent pushers which enable the following operations:

- cross and rip cuts
- cross cuts on side-by-side bars
- cross cut during the platform loading and a following longitudinal cut

INCREASING OF PRODUCTIVITY UP TO 40% AND SPACE SAVING UP TO 20% THANKS TO THE SIMULTANEOUS EXECUTION OF BOTH RIP AND CROSS CUTS.

gabbiani g 3/gt 3

loading platform

Loading platform: when sturdiness and precision make the difference

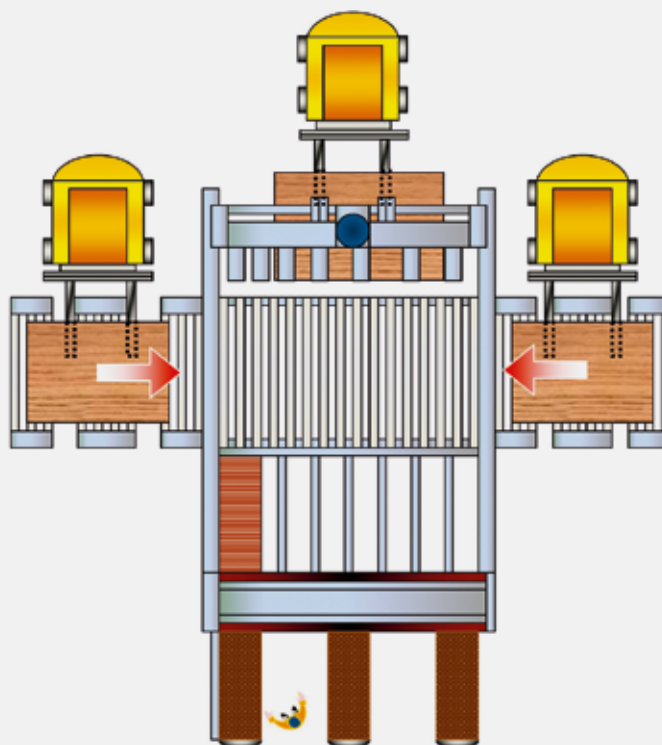
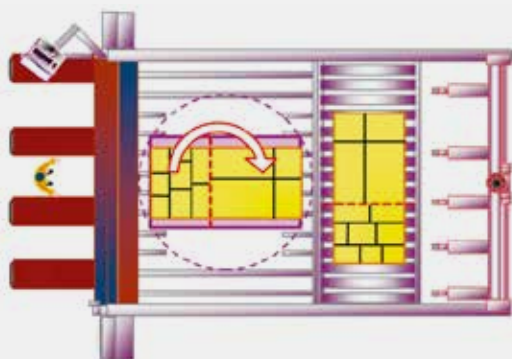
The lifting system running on 4 large trapezoidal screws is able to maximize the load capacity, with any material and format, always ensuring a **parallel lifting** of the panels stacks. In this way machine downtimes are avoided achieving **maximum productivity**.



Front alignment devices for the automatic loading.

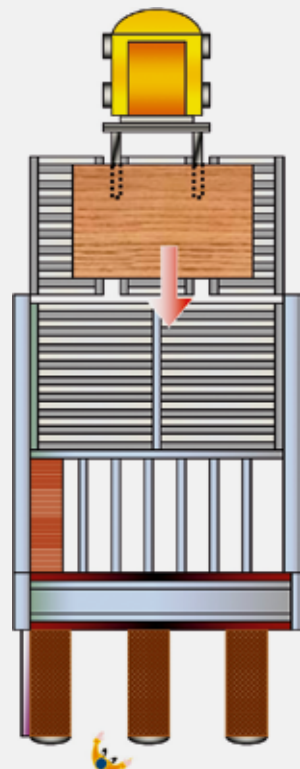
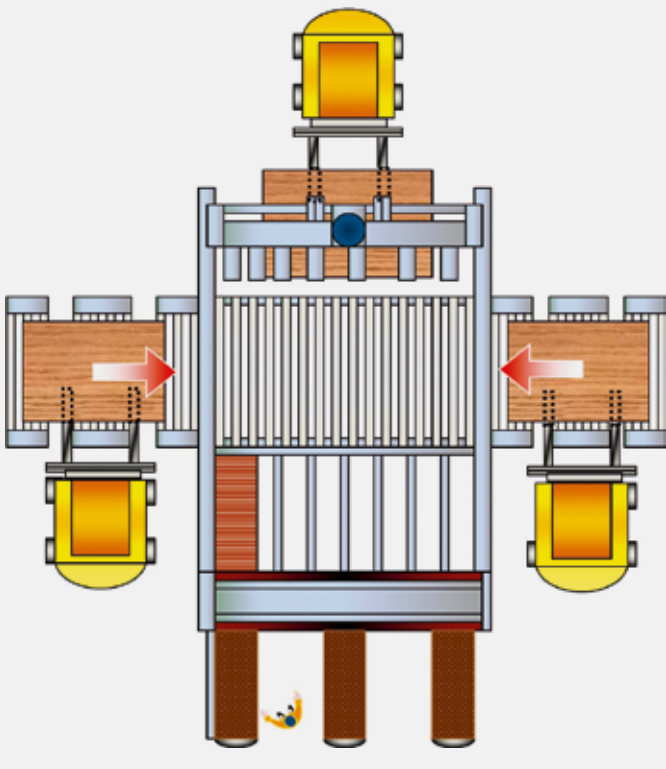

Preloading roller conveyors: space is not a problem anymore

One or more preloading roller conveyors allow the endless running of the saw. Loading and unloading systems of the "half stack" and the baseboard or pallet handling offer effective solutions to space and production needs.



Automatic head-cut management device: produce faster

A sturdy metallic frame holds up the panels stack during the rotation cycle.
The main pusher automatically moves the panels stack from the loading rear table to the centre of the rotating table.
The system automatically manages the cutting of the “Slave” section and the reintroduction and rotation of the “Master” section.



gabbiani g 3/gt 3

automatic loading of thin and delicate panels



**AUTOMATIC LOADING
SYSTEM OF THIN PANELS:
GABBIANI EXPERIENCE AT
CUSTOMER DISPOSAL**

Precise and effective device which ensures the automatic loading of thin panels with thickness ranging between 3 and 10 mm.

The device foresees the machine worktable with closure covers.


For the thin panels stack loading/unloading it is compulsory a support panel (25 mm minimum thickness).

The minimum panel stack which can be loaded and aligned is 15 mm.



Suction cup loading system: the perfect solution for panels with delicate coating

The suction cup loading system is integrated in the machine to guarantee minimum space requirements.



The suction device takes the single panel and puts it down in masked-time in the alignment station inside the machine.



gabbiani g 3/gt 3

integrated solutions

**flexstore el storage fully integrated in the beam saws:
optimising has never been so easy**

flexstore el is the SCM solution for the **needs of companies making items to order** with “just-in-time” production: processing orders quickly, keeping costs down and high quality and productivity standards.

flexstore el is the automatic storage system which is able to serve beam saws, guaranteeing **precision, high component quality and great reliability.**



The excellent materials management permits high productivity and flexible machining.

Ensure:

- material savings thanks to management of material remaining after machining
- maximum flexibility for multi-function cells
- optimised material management in the production process: less space occupied, without compromising on efficiency
- reduced risk of damage to material thanks to the absence of sliding movements
- full traceability for batch 1 production with automatic labelling
- machines with integrated production process
- reduced order execution times



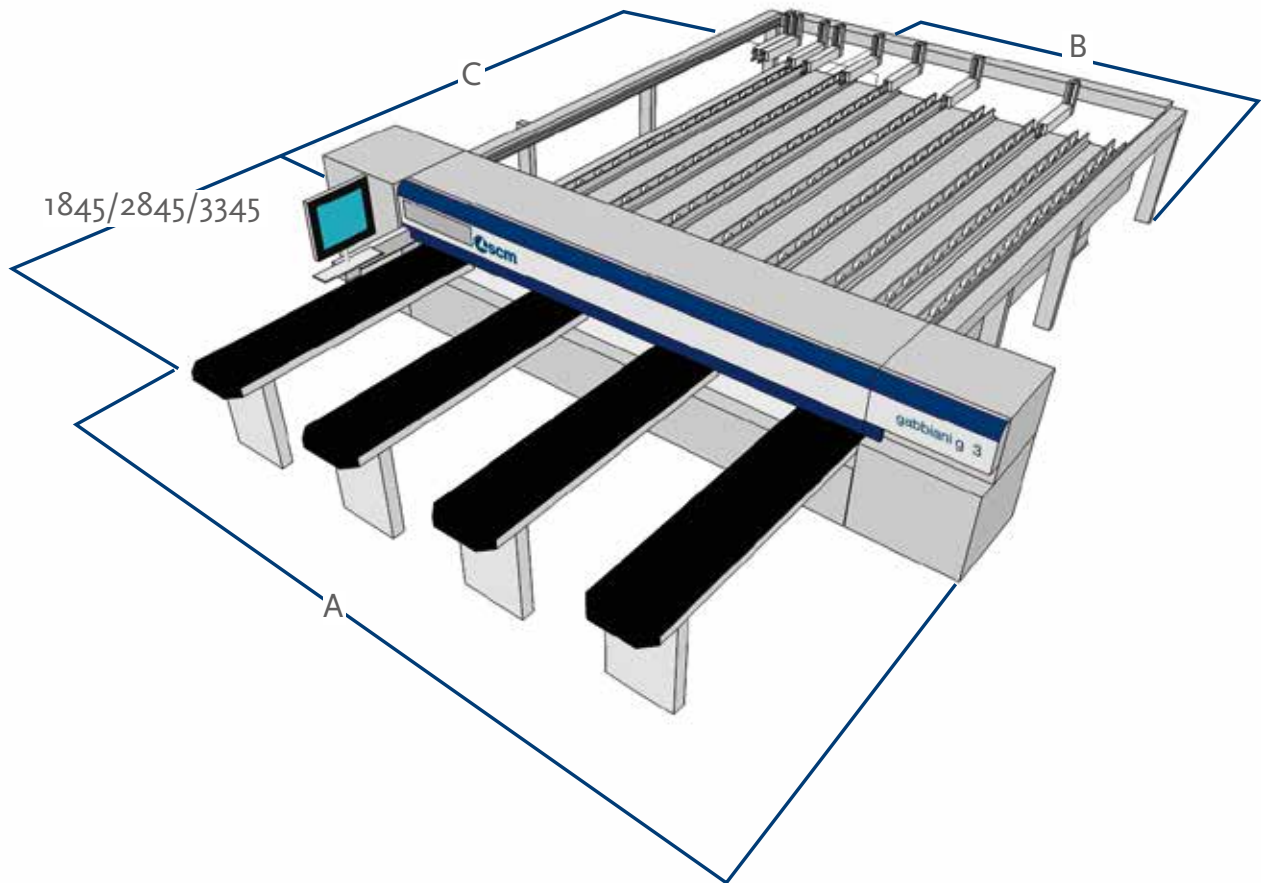
Secure and precise panels transfer.
The suction cup arm automatically adapts to the different lengths and widths of the panels to be picked up.



gabbiani g 3/gt 3

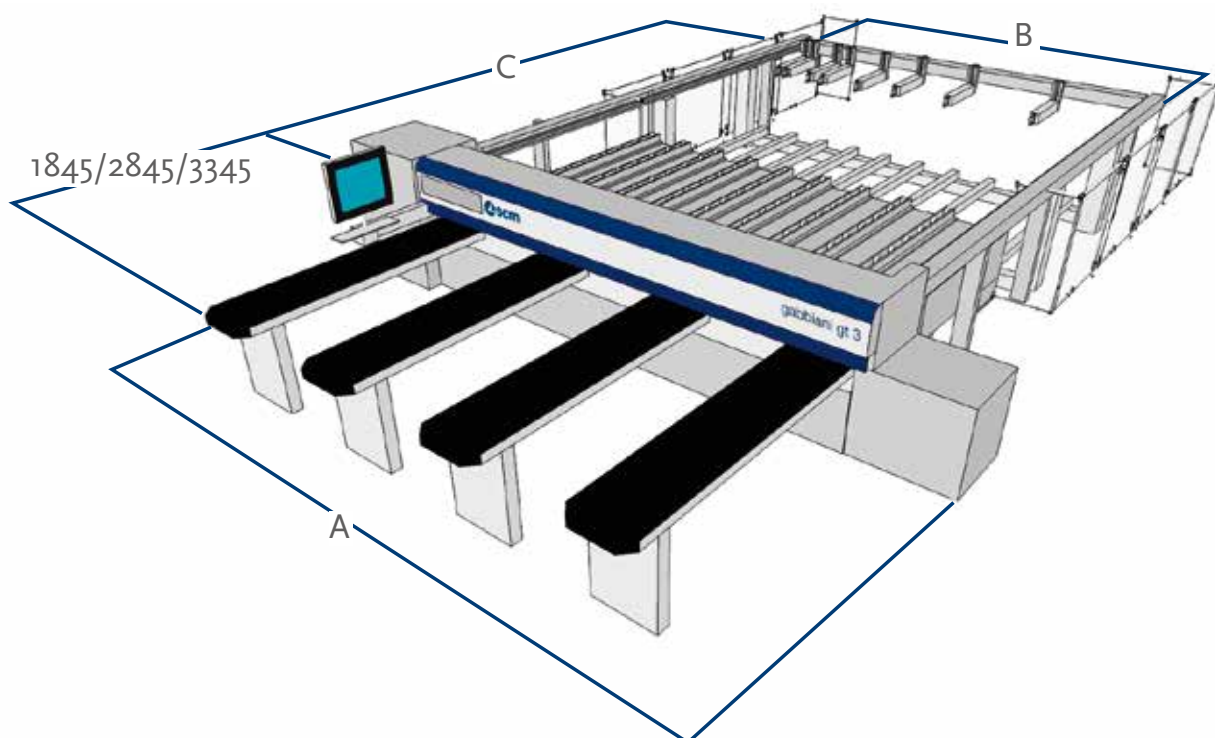
overall dimensions

gabbiani g 3



| Cutting dimensions | A | B | C |
|--------------------|--------------|------|------|
| 3200 x 3200 | 5800 (6370*) | 3973 | 4567 |
| 3800 x 3800 | 6400 (6970*) | 4573 | 5279 |
| 4500 x 4300 | 7100 (7670*) | 5273 | 5780 |

gabbiani gt 3

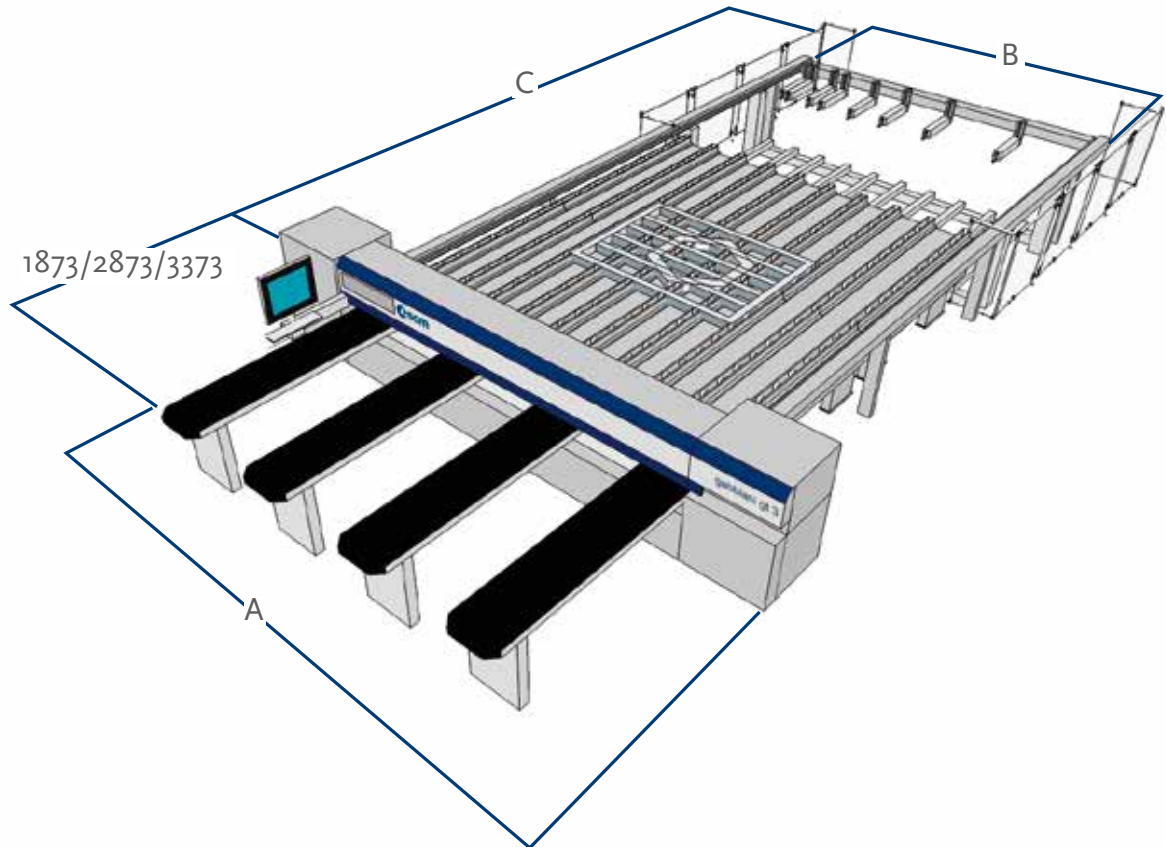


| Cutting dimensions | A | B | C |
|--------------------|--------------|------|------|
| 3200 x 1850 | 5800 (6370*) | 4513 | 6740 |
| opt. 3200 x 2440 | 5800 (6370*) | 4513 | 8100 |
| 3800 x 1850 | 6400 (6970*) | 5113 | 6740 |
| opt. 3800 x 2440 | 6400 (6970*) | 5113 | 8100 |
| 4500 x 2440 | 7100 (7670*) | 5813 | 8100 |
| 5600x2440 | 8500 (9070*) | 7213 | 8100 |

gabbiani g 3/gt 3

overall dimensions

gabbiani gt 3 with rotating table



1873/2873/3373

| Cutting dimensions | A | B | C |
|--------------------|--------------|------|-------|
| 3200 x 2440 | 5800 (6370*) | 4513 | 10472 |
| 3800 x 2440 | 6400 (6970*) | 5113 | 10472 |
| 4500 x 2440 | 7100 (7670*) | 5813 | 10472 |
| 5600 x 2440 | 8500 (9070*) | 7213 | 10472 |

* gabbiani g 3/gt 3 130 with HI-TRONIC carriage optional
gabbiani g 3/gt 3 145
gabbiani g 3/gt 3 165

Endless panel sizing solutions with gabbiani g 3/gt 3.



SAVENERGY LOWER CONSUMPTION = LOWER COSTS

SavEnergy allows the use of power only when it is required, making things operate only when they are really necessary.

It means the machine automatically enters “stand-by” mode when there are no panels to be machined at any particular time. Year saving up to 10% (optional).

Maximum noise levels measured according to the operating conditions established by EN 1870-13:2012

Acoustic pressure in process 85 dbA (measured according to EN ISO 11202:2010, uncertainty K = 4 dB)

Acoustic power in process 103 dbA (measured according to EN ISO 3746:2010, uncertainty K = 4 dB)

Even if there is a correlation between above mentioned “conventional” noise emission values and average levels of personal exposure of operators over eight hours, these last also depend on the real operating conditions, duration of exposure, acoustic conditions of the working environment and presence of further noise sources, this means the number of machines and other adjacent processes.



The technical data can vary according to the requested machine composition. In this catalogue, machines are shown with options. The company reserves the right to modify technical specifications without prior notice; the modifications do not influence the safety foreseen by the CE Norms.

THE STRONGEST WOOD ARE IN OUR DNA

SCM. A HERITAGE OF SKILLS IN A UNIQUE BRAND

Over 65 years of success gives SCM the centre stage in woodworking technology. This heritage results from bringing together the best know-how in machining and systems for wood-based manufacturing. SCM is present all over the world, brought to you by the widest distribution network in the industry.

65 years history

3 main production sites in Italy

300.000 square metres of production space

17.000 machines manufactured per year

90% export

20 foreign branches

350 agents and dealers

500 support technicians

500 registered patents

In SCM's DNA also strength and solidity of a great Group. The SCM Group is a world leader, manufacturing industrial

SCM GROUP, A HIGHLY SKILLED TEAM EXPERT IN INDUSTRIAL

INDUSTRIAL MACHINERY

Stand-alone machines, integrated systems and services dedicated to processing a wide range of materials.



WOODWORKING TECHNOLOGIES



TECHNOLOGIES FOR PROCESSING
COMPOSITE MATERIALS, ALUMINIUM,
PLASTIC, GLASS, STONE, METAL

TECHNOLOGIES



equipment and components for machining the widest range of materials.

MACHINES AND COMPONENTS

INDUSTRIAL COMPONENTS

Technological components for the Group's machines and systems, for those of third-parties and the machinery industry.

HITECO

SPINDLES AND TECHNOLOGICAL
COMPONENTS

Les

ELECTRIC PANELS

steelmec

METALWORK

scmfonderie

CAST IRON



SCM GROUP SPA

via Casale 450 - 47826 Villa Verucchio, Rimini - Italy
tel. +39 0541 674111 - fax +39 0541 674274
gabbiani@scmgroup.com
www.scmwood.com



00L0380247E