


FELDER®

perfection in woodworking



MACHINES FOR
PERFECT WOODWORKING



Perfect woodworking with
FELDER machines





A handwritten signature in blue ink that reads "Hansjörg Felder". The signature is fluid and cursive, written in a professional style.

Prof. h.c. Ing. Hansjörg Felder

The Felder Group with company headquarters in Hall in Tirol is one of the leading worldwide suppliers of woodworking machines for hobby, business and industrial use.

With passion, conviction and the courage to innovate, the family company have been following a central philosophy since 1956 and that is: to provide the customers with the exact machine that they need.

Employees in 84 countries and more than 250 sales and service centres worldwide carry our vision under the mission statement, „Everything from a single supplier“. Despite growing global challenges, the Felder Group remains committed to quality and precision from Austria.

Felder woodworking machines have for decades been guarantors of perfect results accompanied by excellent ease of use. The extensive range of models offers the exact machine for every requirement. Optimised machine concepts and innovative detail solutions with first-class workmanship for regular professional use. Felder machines guarantee perfect woodworking results and decision making reliability for many years to come.

CONTENTS



STANDARD MACHINES

Panel Saws	14
Planing/Thicknessing	52
Spindle moulding	88
Two-in-one – Sawing and moulding	116
Planing, sawing and moulding in just 2 m ²	134

How to identify
our highlights
at a glance



Only from Felder!
Unique solutions from Felder are
shown with this symbol.

X-ROLL
10 YEAR
GUARANTEE


You can rely on it!
Felder developments with
particularly long factory
guarantees are specially marked.



For every challenge!
With this symbol you will find
individually adaptable equipment
features to meet all requirements.




In no time at all!
With „Quick-Set-Inside“ the
edgebander adjustments
to different edge thicknesses
can be made in seconds.



EDGE BANDERS

Space saver	154
Compact class	170
Complete Processing	182
Return system	192



ACCESSORY MACHINES

Sanding	194
Bandsaws	214
Drilling	230
Presses	240
Extraction, feeding and workshop equipment	242

FELDER, THE RIGHT DECISION!

Individual solutions for individual requirements

Each and every Felder woodworking machine is custom built to your requirements. We will strive to meet your every need when configuring your machine.

You can rely on our woodworking machines

Outstanding results, innovative developments and impeccable quality standards put Felder woodworking machines in a class of their own.

Quality from Austria

Woodworking machines made by Felder are top-quality products. We have been focused on the development, production and sales of high quality woodworking machines for 60 years. Cutting edge processing techniques and machinery as well as constant quality controls guarantee the quality, precision and reliability of your wood-working machine.

Advice that you can rely on

Individual support begins at Felder long before the purchase decision is made. After a systematic requirement analysis, the configuration of tailor-made product solutions for the customer can be carried out at one of our technology centres or showrooms. By simulating the customer's production, the customer can test several different machine configurations ensuring that they find the perfect solution for their individual requirement.

Always working for you: The FELDER Service team

Specially trained technicians carry out the delivery, installation, commissioning and the initial machine configurations. This ensures that your machine can be used productively from the very first day of use.

In the next link of the Felder service chain, our customers profit from tailored inspection and maintenance packages and a competent service hotline offering immediate support. Numerous Felder service centres ensure that a Felder technician is close at hand and spare parts are also readily available. Customers with computer controlled machinery also have the possibility of professional training for their employees on a range of software and machinery courses.

FELDER quality, your success!

The quality of our products determines the success of our customers. For that reason we are always looking to work together and get feedback from woodworkers in workshops, business and industry. This continuous exchange of information makes it possible for us to take into consideration the requirements of the machine users when we are developing new machine concepts, ensuring the competitiveness of our customers.



FELDER SHOWROOMS - DISCOVER A WORLD OF WOODWORKING PRODUCTS.

In our sales, service and training centres, you will find a large selection of new machines, tools, accessories and used machines.



THE FELDER SERVICE NETWORK, ALWAYS THERE FOR YOU!

The continuous availability of modern woodworking machines is a significant influencing factor on the productivity and profitability of a company. The Felder service network ensures the operational readiness of your machines and guarantees constant precision.

With the Felder service network you can obtain individual all-round service to achieve perfect woodworking results right from the start. Excellent advice, immediate help and on-site service, continuous availability of machines, less down-time, optimal value retention and low subsequent costs - our service for your profit.

We have been focused on the development, production and sales of high quality woodworking machines for 60 years. Today Felder woodworking machines are among the best selling. Worldwide.

Specially trained service personnel are always available to provide specialised on-site service for you. If the matter is urgent you can call our hotline centre for straightforward immediate help.



FELDER CUSTOMERS - DRIVEN BY CONVICTION AND PASSION



"A valuable partner in every workshop! With the Tyrolean quality products from the Felder Group, you experience the local workmanship with every working step."

Adi Egger, Master Carpenter, Tyrol

"The new machine configurations were carried out very quickly and competently by Felder. We benefited immediately from increased productivity and the impressive quality of the results."

Matthew Elton, London UK

"Window production is so simple and efficient like never before! Thanks to these machines my company is continuing to grow."

Christophe Ettwiller, FRA

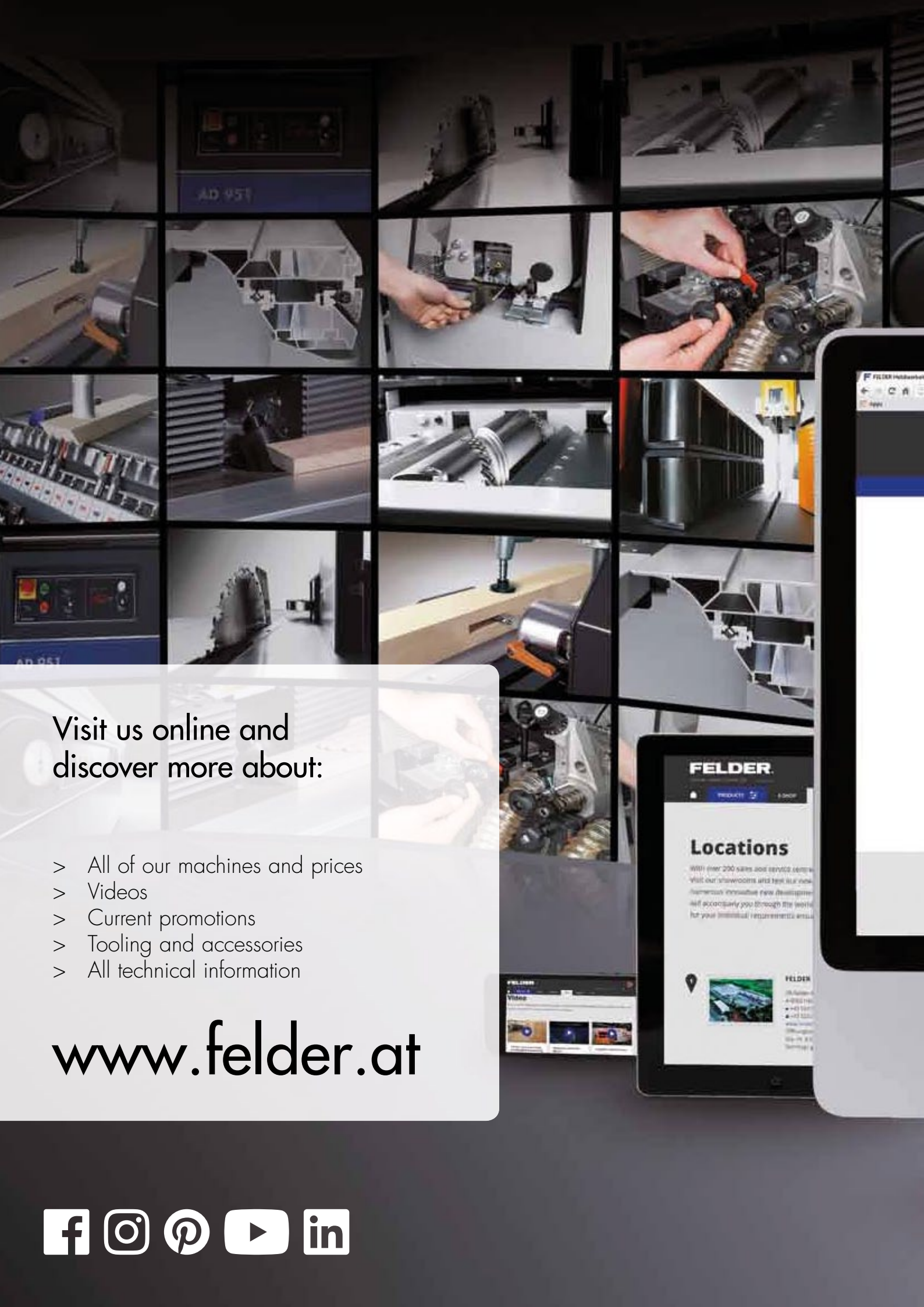


Every day woodworkers all over the world decide on a woodworking machine from Felder. With this decision they become not just a customer but an ambassador for perfect woodworking.



www.felder.at

EUK



Visit us online and
discover more about:

- > All of our machines and prices
- > Videos
- > Current promotions
- > Tooling and accessories
- > All technical information

www.felder.at





www.felder.at

FELDER

Produkte



- PRODUKTE
- SHOP
- UNTERNEHMEN
- VIDEO
- KONTAKT

Alle Produkte > Kreisläufe und Formatkreisläufe > K 740 S


K 740 S

Formatkreisläufe

- Listenpreis sehen
- Rückrufservice
- Kontakt
- Produkt merken




DIE WICHTIGSTEN HIGHLIGHTS AUF EINEN BLICK



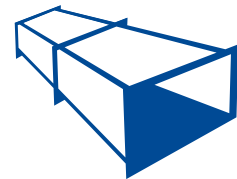
Thermoforming
and tools



Packaging
technology



Container, air duct
and systems construction



Individually tailored
manufacturing processes
for processing plastics
composite materials

ABC

Lighting and
advertising
technology

Model
construction



Yacht and ship building



Facade construction





C-TECH – THE COURAGE TO INNOVATE

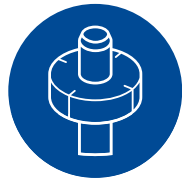
Unparalleled machine concepts for cutting plastics and composite materials. Individually tailored for optimal manufacturing processes with maximised productivity and higher output.



FROM AN IDEA TO THE FINISHED PRODUCT



Sawing,
cutting &
trimming




Moulding &
profiling



Extraction &
dust collection



Tools &
accessories



The Panel Saws

K 940 S/x-motion

Page 16



K 740 S

Page 20



K 740 P/K 740

Page 22



K 700 S

Page 24



K 700 P/K 700

Page 26



K 540 S

Page 28



K 500 S

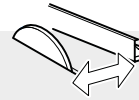
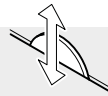
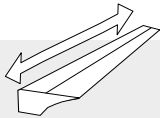
Page 30



K 500 P/K 500

Page 32





Motor power

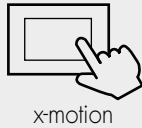
Axis adjustment

Cutting length

Cutting height

Rip capacity

5,5–10,0 HP
(4,0–7,35 kW)



x-motion

2,050–3,700 mm

133 mm

800–1,250 mm

7,5–10,0 HP
(5,5–7,35 kW)



Power-Drive

2,500–3,700 mm

140 mm

800–1,250 mm

7,5–10,0 HP
(5,5–7,35 kW)



Power-Drive

2,050–2,500 mm/
1,300–2,500 mm

140 mm

800–1,250 mm

5,5–10,0 HP
(4,0–7,35 kW)



Power-Drive

2,500–3,700 mm

104 mm

800–1,250 mm

4,0–10,0 HP
(3,0–7,35 kW)



Power-Drive

2,050–2,500 mm
1,300–2,500 mm

104 mm

800–1,250 mm

7,5 HP
(5,5 kW)



2,500–3,200 mm

140 mm

800–1,250 mm

5,5–7,5 HP
(4,0–5,5 kW)



2,500–3,200 mm

104 mm

800–1,250 mm

4,0–5,5 HP
(3,0–4,0 kW)



2,050–2,500 mm
1,300–2,050 mm

102 mm

800–1,250 mm

K 940 S x-motion







The top model for highest demands

The special model with innovative operating elements, intelligent detail solutions and maximum user-friendliness. The large dimensioned saw unit allows large blade diameters and maximum power transfer at all three speeds. The CNC control via 5.7" (145 mm) colour touch screen in the overhead control panel offers professional

productivity: positioning control for saw blade height and angle, automatic cutting height correction during tilting, display for circular saw blade speed, control for continuous adjustable saw blade speed (optional), positioning control for rip fence with automatic dimension correction when saw blade is tilted (optional).

Panel saws 900 SERIES




 FELDER
Quality and precision
in a nutshell


- 1 Rip fence with positioning control
- 2 The standard LCD screen control with touch function
- 3 Saw blade change without tools
- 4 "X-Roll" format sliding table
- 5 Cutting height 133 mm, 3 rotation speeds (3500/4500/5500 rpm)
- 6 Automatic scoring unit

K 940 S

www.felder.at



- 1 "X-Roll" sliding Table
- 2 "Easy-Glide" tilting guide system
- 3 Automatic scoring unit
- 4 3 speeds
- 5 Digital displays
- 6 Change the saw blade without using any tools

 FELDER
Quality and precision
in a nutshell

Please check the price list for the various machine options.

Panel saws **900 SERIES**

Premium quality at the best price

The top model of the Felder sliding table panel saws impresses with its modern design and convinces with long-lasting precision and extreme performance. The large circular saw unit enables large blade diameters (400 mm), a cutting height of 133 mm and maximum power transmission at all three speeds. Individu-

ally equipped, the K 940 S impresses with fully electronic saw blade height and angle adjustment, an electrically height-adjustable scoring unit, Format sliding tables up to 3700 mm and large-scale outrigger tables. The electromotive rip fence can be swivelled over the entire length and moves precisely to a tenths of a millimetre.

K 740 S

www.felder.at



1



2



4



5



3

- 1 "X-Roll" sliding table guiding system
- 2 "Easy-Glide" tilting guide system
- 3 "Power-Drive" K2 Full electronic adjustment
- 4 Circular saw unit with a cutting height of 140 mm, scoring unit Ø 120 mm
- 5 Remote ON switches, directly on the sliding table

FELDER
Quality and precision
in a nutshell

Please check the price list for the various machine options.

Panel saws **700 SERIES**

Large cutting height, compact size and high operating comfort

The new Felder K 740 S convinces with the combination of performance and comfort in a space-saving, solid design. The machine is characterized by a large and powerful circular saw unit with a maximum cutting height of 140 mm when

using a \varnothing 400 mm saw blade. It is also possible to use an electrically driven scoring unit with a \varnothing of 120 mm in combination with a \varnothing 315 mm main saw blade. Even cuts through materials with sensitive surfaces become a breeze.

K 740 K 740 P



Flexible solutions for individual requirements

The high demands in terms of performance and ease of use as well as the desire for a compact design are met without compromise. The advanced circular saw unit with the patented tilt segment "Easy-Glide" impresses with a cutting height of 140 mm when using a \varnothing 400 mm saw blade. The electric scoring unit for scoring blades with a diameter of 120 mm can

be used in combination with a \varnothing 350 mm saw blade.

Also perfect for machining non-ferrous metals, plastics and composite materials: Upon request, the K 740 models can be equipped with variable speed control and minimum quantity lubrication.

Please check the price list for the various machine options.

Panel saws **700 SERIES**




1




3



4




2



5

- 1 Grooves using the saw
- 2 "X-Roll" sliding table guiding system
- 3 "Easy-Glide" tilting guide system
- 4 Circular saw unit with a cutting height of 140 mm, scoring unit Ø 120 mm
- 5 Spraying unit for processing of light metals and plastics
- 6 New: Variable speed


 FELDER
Quality and precision
in a nutshell




6

K 700 S

www.felder.at



- 1 "X-Roll" sliding table guiding system
- 2 "Easy-Glide" tilting guide system
- 3 Remote ON switches, directly on the sliding table
- 4 "Power-Drive" K2 Full electronic adjustment
- 5 Automatic rip fence
- 6 Precision mitre guide with cutting length compensation

 FELDER
Quality and precision
in a nutshell

Please check the price list for the various machine options.

Panel saws **700 SERIES**

Guaranteed FELDER quality with every cut

The K 700 S panel saw from Felder impresses with its unique technological solutions and operating comfort, especially when working with large dimensioned workpieces. The 1300 and 1500 outrigger tables guarantee efficiency and precision even when processing heavy or bulky workpieces.

The innovative saw aggregate with precision double guiding system ensures exact angle adjustment and precise linear height adjustment. This is to name but a few of the numerous Felder innovations ensuring perfection in woodworking.

K 700 K 700 P



In a class of their own!

The precision K 700 panel saw and K 700 Professional bench saw fulfil the highest of woodworking demands with intelligent innovations and high quality components. The "X-Roll" sliding table system and outrigger table, the optional swing away overhead saw guard as

well as the "Power-Drive" saw unit control for height and angle adjustment accurate to a tenth of a millimetre, all combine to offer efficiency and user comfort ensuring that every challenge can be met.

Panel saws 700 SERIES




1



3



4



2




5



6

- 1 Grooving using the saw
- 2 "X-Roll" sliding table guiding system
- 3 "Easy-Glide" tilting guide system
- 4 Digital displays
- 5 "Power-Drive" K2
Full electronic adjustment
- 6 New: Infinitely variable speed

 FELDER
Quality and precision
in a nutshell

K 540 S

www.felder.at




The compact sliding table panel saw for big demands

The evolution of the proven sliding table panel saw with even more efficiency and a cutting height of 140 mm.

The Felder K 540 S sliding table panel saw in its new edition with an advanced circular saw unit allows an im-

pressive cutting height of 140 mm when using a 400 mm saw blade. The electric scoring unit for scoring blades with a diameter of 120 mm is suitable for professional production in a class of its own combined with a 350 mm saw blade.

Panel saws **500 SERIES**



1 "X-Roll" sliding table guiding system







2 "Easy-Glide" tilting guide system

3 Cutting height 140 mm, saw blade
Ø max. 400 (350 mm),
scoring unit Ø 120 mm





4 Grooves using the saw





FELDER 
Quality and precision 
in a nutshell 

K 500 S

www.felder.at



- 1 "X-Roll" sliding table guiding system
- 2 "Easy-Glide" tilting guide system
- 3 Cutting height 104 mm
Saw blade Ø 315 mm
- 4 Grooving using the saw

FELDER 
Quality and precision
in a nutshell 

Please check the price list for the various machine options.

Panel saws **500 SERIES**

The “small” panel saw

Do not be fooled by the inconspicuous exterior of the Felder K 500 S. The sliding table saw is a true power pack, despite its size. With the innovative, tilting saw blade unit and precision double guiding for precise angle and height adjustment, the K500 S guarantees a new dimension of efficiency. The built-in, electrically

operated scoring saw blade with a \varnothing of 120 mm makes cuts even through materials with sensitive surfaces a breeze. At the heart of the Felder K 500 S, the powerful circular saw unit a circular saw shaft, which allows a saw blade with up to \varnothing 315 mm while using of the scoring unit.

K 500 K 500 P




Top performance at the best price

The Felder K 500 is the great value panel saw for professional woodworking. The tiltable saw blade, the precise professional fence and the patented aluminium format sliding table "X-Roll" with 10 year factory guarantee, ensures reliability, stability and excellent results.



With the 2,050 mm sliding table and 1,100 mm outrigger table included in the professional package, the K 500 can be considered as part of the industry range.

Please check the price list for the various machine options.

Panel saws **500 SERIES**



- 1** Grooving using the saw
- 2** "X-Roll" sliding table guiding system
- 3** Cutting height 102 mm
Saw blade Ø 315 mm

 FELDER
 Quality and precision
in a nutshell

Tilt segment "Easy-Glide"



only by
FELDER


The patented tilt segment "Easy-Glide" used in the Felder 700 and 900 series saw and spindle moulder aggregates and also Format-4, fulfils the highest requirements in business and industry. A precise, guided, double-sided support, guarantees maximum load bearing and tolerance free tilting and is absolutely maintenance free. A special, highly durable synthetic material situated in the guide of the tilting segment ensures extremely smooth movement and long-lasting precision. The tilting guide system, a synthetic material tried and tested in aerospace and lock construction, works without the requirement of lubrication and is totally resistant to dust. With a 6 year factory guarantee, this Felder component offers reliability for many years to come.

EASY-GLIDE
6 YEAR
GUARANTEE

This is why:

- > Precise, double sided guide support
- > Maximum load bearing capacity
- > Play-free tilt
- > Unaffected by dust
- > Completely maintenance free
- > Completely lubrication free

Panel Saws




The FELDER "133" saw unit



The large dimensioned Felder cast iron aggregate offers not only maximum power and precision but also extremely smooth running and efficiency.


- > Single cast aggregate made from solid cast iron without welding joints. Stability and safety are considerably increased as a result
- > 133 mm cutting height with a 400 mm saw blade diameter
- > Electrical height adjustment
- > Optional: Electronic angle adjustment with digital LED display
- > Dovetail guidance system of the height adjustment
- > Maximum power transmission achieved through the POLY-V belts and counter surface
- > 3 speeds: 3,500/4,500/5,500 rpm
- > Optimal extraction with a completely enclosed saw aggregate and below table extraction system
- > Large dimensioned, double ball bearing saw arbour

The FELDER "104" saw unit



The advanced circular saw unit with the patented tilt segment "Easy-Glide" impresses with a cutting height of 140 mm when using a Ø 400 mm saw blade. The electric scoring unit for scoring blades with a diameter of 120 mm can be used in combination with a Ø 350 mm saw blade.

- 140 mm cutting height with a 400 mm saw blade diameter
- Electronic height adjustment of the saw blade ("Power-Drive" K1)
- Electrical height and angle adjustment of the saw unit with LED display ("Power-Drive" K2)
- Precise height adjustment via precision linear guides
- Optimal dust extraction with the completely enclosed, below table extraction system
- Large scale, double ball bearing saw arbour




Option: Grooves using the saw

- > Removable flange
- > Removable table insert
- > Use of dado tooling up to 19.5 mm in width



Panel Saws



Panel saw control with an accuracy of a tenth of a millimetre
Top class FELDER operating comfort



K 940 S x-motion, up to 5 positionable axes

CNC-drive control unit with 5.7" LCD colour screen (145 mm) positioned in the overhead control panel

- > Automatic cutting depth compensation when tilting
- > Saw speed display
- > Positioning control of the rip fence with automatic measurement correction when the saw blade is at an angle (option)
- > All functions can also be adjusted in touch control mode
- > 99 memory positions in the tooling database

Up to 5 positionable axes

- > Saw blade height control
- > Saw blade tilt control
- > Positioning control of the rip fence
- > 9x 99 cutting program, incremental measurement function
- > 2 axes scoring unit as an option



Constant repeat accuracy with "Power-Drive" K2

The fully electrical "Power-Drive" K2 control offers exact adjustment and repeat accuracy. The saw blade height and the angle settings can be adjusted at the turn of a knob, the fine setting adjustments are carried out to tenth of a millimetre accuracy using a push button. An LED display screen shows the actual current value in real time directly on the control panel.



Comfortable precision with "Power-Drive" K1

Push-button height adjustment, precise to a tenth of a millimetre. Manual saw blade tilt adjustment also available as an option with a dial display for maximum precision.



Your Felder, as individual as you!

Machine equipment options	K 500	K 500 Professional	K 500 S	K 540 S	K 700	K 700 Professional	K 700 S	K 740	K 740 Professional	K 740 S	K 940 S
Handwheel	S	S	S	S	S	S	S	S	S	S	-
"Power-Drive" K1	-	-	-	-	O	O	O	O	O	O	S
"Power-Drive" K2	-	-	-	-	O	O	O	O	O	O	O

S ... Standard features O ... Option - ... not available

“Easy-Lock” tool free saw blade change
Unique worldwide

only by
FELDER



Change your saw blades safely and without any tools in record time: the maintenance-free “Easy-Lock” quick-change saw blade system offers unique user comfort that is unmatched worldwide!

The patented power transfer system creates the required pressure on the flange. The clamping system is maintenance free and offers premium comfort for many years: Change saw blades effortlessly in literally no time at all. No more searching for tools, no worn-out clamping screws or injury caused by the blade slipping whilst changing – complete workplace safety and maximum productivity are guaranteed with “Easy-lock”.

Simple, safe & quick – “Quick-lock” saw blade clamping

An alternative to the worldwide unique Felder saw blade quick change system “Easy-lock”, there is now the “Quick-lock” clamping system, which with the use of just one tool ensures quick and easy exchange of the saw blade.




Machine equipment options	K 500	K 500 Professional	K 500 S	K 540 S	K 700	K 700 Professional	K 700 S	K 740	K 740 Professional	K 740 S	K 940 S
“Easy-Lock” saw blade quick change system	-	-	-	-	-	-	-	-	-	-	○
Saw blade clamping “Quick-Lock”	-	-	-	-	-	-	-	-	-	-	○

S ... Standard features ○ ... Option - ... not available



Your Felder, as individual as you!

Panel Saws



FELDER scoring unit



Scoring unit

For chip free cuts in laminated panels. The saw blade can be mechanically or electrically driven and can be adjusted in both height and lateral position.

Classic: With an additional motor, the electrically driven scoring saw can be switched on independently from the main blade. The vertical and lateral adjustment of the scoring saw blade is carried out manually.

Automatic K 940 S: The height adjustment of the motor driven scoring blade can be done electrically at the turn of a knob, whereas the lateral settings are done manually. Once the scoring blade starts, it moves automatically to its previously set vertical position and moves back completely under the saw table when switched off. Top of the range comfort!

Safety made visible - Scoring unit operation display

As of now, a red LED strip signals the operation of the scoring unit, offering even more working safety. (Option)

Scoring unit with 2 controlled axes: The scoring unit blade height and lateral position relating to the saw blade can be positioned with ease using the control panel. The scoring blade data can be saved in the database specific to a certain saw blade. Next time the saw blade is used, the scoring blades moves automatically into position.

Machine equipment options	K 500	K 500 Professional	K 500 S	K 540 S	K 700	K 700 Professional	K 700 S	K 740	K 740 Professional	K 740 S	K 940 S
Scoring unit	○	○	○	○	○	○	○	○	○	○	○
Automatic scoring unit	-	-	-	-	-	-	-	-	-	-	○
Scoring unit operation display	-	-	-	-	-	-	-	-	-	-	○
2 axes scoring unit	-	-	-	-	-	-	-	-	-	-	○

S ... Standard features ○ ... Option - ... not available

FELDER Format Sliding Table

Unrivalled smoothness and precision

only by
FELDER

X-ROLL
10 YEAR
GUARANTEE

The stability:

Completely torsion resistant due to the solid profile construction.

Masterpiece sliding table.



Unrivalled precision and smooth running!

Large dimensioned and designed with high use in mind, the aluminium format sliding table "hovers" on the "X-Roll", a highly developed guiding technology for Felder sliding tables. The X shape ("X-Roll") design of the rollers distributes the load optimally on all sides. The linear surface of the steel rollers running on the hardened and ground guiding surface guarantees unbeatable precision and smoothness. "X-Roll" will guarantee you the quality and precision that you expect from your new panel saw. Another reason to choose Felder: Ten year factory guarantee to underline the reliability of "X-Roll".



Your Felder, as
individual as you!

Panel Saws




The durability:

Long lasting table guides with Felder linear guidance system: No single point contact with roller bearings.

This is why:

- Extremely smooth, durable guiding system. The roller bearings have no single point of contact
- Dust resistant construction of the guiding system, ensuring dust free and clean guides
- Hardened and ground guide tracks



Protected from contamination:

Dust protection due to the special "12-fold" wiper system

- > 4 wiping brushes
- > 8 silicone wipers

Maintenance-free:

Maintenance free and protected from dust due to the covered guides facing inwards.

Other guiding systems with single contact points.

Machine equipment options	K 500	K 500 Professional	K 500 S	K 540 S	K 700	K 700 Professional	K 700 S	K 740	K 740 Professional	K 740 S	K 940 S
Format sliding table, 1300 mm* ¹⁾	S	-	-	-	S	-	-	S	-	-	-
Format sliding table, 1550 mm*	O	-	-	-	O	-	-	O	-	-	-
Format sliding table, 2050 mm* ¹⁾	O	S	-	-	O	S	-	O	S	-	O
Format sliding table, 2500 mm*	O	O	S	-	O	O	S	O	O	S	S
Format sliding table, 2800 mm* ¹⁾	-	-	O	-	-	-	O	-	-	O	O
Format sliding table, 3200 mm* ¹⁾	-	-	O	-	-	-	O	-	-	O	O
Format sliding table, 3700 mm*	-	-	-	-	-	-	O	-	-	-	O
Remote ON switch on sliding table	-	-	-	-	O	O	O	O	O	O	O

S ... Standard configuration O ... Option - ... not available

* ... Cutting length with outrigger table at maximum cutting height ¹⁾ ... Format sliding table hand grip as standard

Sliding table handle grip as standard

On demand, you can increase user-friendliness and shorten working distances with the ON and OFF buttons directly on the Format sliding table.




Sliding table handle grip for

- > Cutting length 1550 mm
- > Cutting length 2500 mm
- > Cutting length 3700 mm




Your Felder, as individual as you!

Panel Saws



The new FELDER overhead saw guard Pure flexibility



Highest operating safety and maximum flexibility when processing large dimensioned workpieces: the new Felder overhead saw guard can be swung away easily and is always there for when it is required.



Even more space: Optimised extraction pipe connection

The optimised extraction pipe guide guarantees that there is always enough space and a clean working surface.

Machine equipment options	K 500	K 500 Professional	K 500 S	K 540 S	K 700	K 700 Professional	K 700 S	K 740	K 740 Professional	K 740 S	K 940 S
Extraction pipe connection	<input type="radio"/>	<input type="radio"/>	<input type="radio"/>	-	<input type="radio"/>	<input type="radio"/>	<input type="radio"/>	-	-	-	-
Overhead saw guard	<input type="radio"/>	<input type="radio"/>	<input type="radio"/>	S	<input type="radio"/>	<input type="radio"/>	<input type="radio"/>	S	S	S	S

S... Standard features ... Option -... not available

Outrigger table For every challenge



1300 and 1500 outrigger tables

The workpiece roller at the end of the outrigger guarantees the smooth loading of workpieces (from 700 series).

The telescopic fence can be moved to any position between 90° and 45°. For those that require even more support surface, the 1500 outrigger is available instead of the 1300 outrigger at no additional cost.

The 1100 outrigger table


(Standard on professional models)

The outrigger table makes it much easier to process large and heavy workpieces when using the sliding table. There are four ball bearing guide rollers in the outrigger telescopic arm for maximum precision and smoothness.

Machine equipment options	K 500	K 500 Professional	K 500 S	K 540 S	K 700	K 700 Professional	K 700 S	K 740	K 740 Professional	K 740 S	K 940 S
1100 outrigger table	O	S	-	-	O	S	-	O	S	-	-
1300 outrigger table	O	O	S	S	-	-	-	-	-	-	-
Outrigger table 1300 with workpiece roller	-	-	-	-	O	O	S	O	O	S	S
Outrigger table 1500 with workpiece roller	-	-	-	-	-	-	W	-	-	W	W

S ... Standard features O ... Option - ... not available W ... Option available without a surcharge


Panel Saws



Outrigger crosscut fence

Precise cross and mitre cutting

The outrigger crosscut fence with its adjustable length of up to 2600 mm can be moved to any position between 90° and 45°. If required, a mitre index system with locking points at 5° intervals is available as an option.



The large crosscut fence stops are constructed in such a way that a small tongue on the stop fits perfectly into a groove on the fence. This keeps the stop firmly in place for both straight and tight angle mitred cuts.



Optional: Digital crosscut fence stops with settings to an accuracy to a tenth of a millimetre.



The bevelled mitre scale with accurate readout is visible from the operating area, enabling setting of the required crosscut value.




Your Felder, as individual as you!

Precision mitre index system


Pinpoint mitre settings

only by
FELDER



Accurate angle adjustment with the mitre index system including fence length compensation

(Optional for 1300 and 1500 outriggers)
No reading errors due to scales and Nonius. No lost time with painstaking cautious attempts at setting the angle value. Hundred percent accurate adjustment and setting without lost time and reading errors, these are the advantages of the precision mitre guide index system. Highly precise index points enable the exact production of polygons as well as e.g. 5.625° (32 sides), 11.25° (16 sides), 22.5° (8 sides). Additional index points at 15°, 20°, 25°, 30°, 35°, 40° and 45° can be used when the crosscut fence is both at the front and at the back of the outrigger. Every index position is provided with length compensation. The highly precise Felder mitre index system is adjusted at the factory and every index position can also be individually fine adjusted. The index system integrates itself well into the machine design and will increase your productivity for an amazingly low investment amount.



Precision mitre guide on the outrigger table

The precision mitre index system on the outrigger table allows you to freely select preset positioning stops at increments of 5°, and also at 22.5°. Using the index locating pin on the telescopic fence you can position it any position from +45° to -45°.



Your Felder, as individual as you!

Machine equipment options	K 500	K 500 Professional	K 500 S	K 540 S	K 700	K 700 Professional	K 700 S	K 740	K 740 Professional	K 740 S	K 940 S
Precision mitre index system	○	○	○	○	○	○	○	○	○	○	○
Precision mitre guide with cutting length compensation for 1300/1500 outrigger	-	-	-	-	○	○	○	○	○	○	○
○ ... Option - ... Not available											

Panel Saws



Crosscut fence

Perfect design – perfect function



The 1100 and 1300 mm crosscut fence:

Perfect construction – perfect function!

The 1100/1300 crosscut fence for angled cuts between $+45^\circ$ and -45° is mounted directly onto the sliding table without the use of any tools. An end stop allows for quick and precise 90° positioning.



The 1300 mm crosscut fence for the K 500.

Machine equipment options	K 500	K 500 Professional	K 500 S	K 540 S	K 700	K 700 Professional	K 700 S	K 740	K 740 Professional	K 740 S	K 940 S
Crosscut fence 1100 mm	-	-	-	-	S	○	○	S	○	○	○
Crosscut fence 1300 mm	S	○	○	○	-	-	-	-	-	-	-

S ... Standard features ○ ... Option - ... not available

Rip fence running along a chrome-plated round guiding bar

Rip cuts of the highest quality



Rip fence


A rip capacity of 800 mm is standard with the option of 1250 mm. The rip scale is easy to read and perfectly integrated into the machine table.




The rip fence is easily and smoothly adjusted, with a single hand clamping mechanism. The optional fine adjustment makes precise measurements possible.



When processing narrow workpieces with the saw blade at an angle, the rip fence can be placed face down to improve operator comfort.



Panel Saws



Optional: Rip fence with electronic digital display

Perfectly integrated into the rip fence, the electrical digital display shows the rip setting accurate to a tenth of a millimetre. The display can be rotated through 90° depending on the working position. Additional functions such as the setting for incremental cuts also help to make day to day work easier.



The aluminium rip fence can be pushed further back to improve user comfort and safety when making repeat offcuts.

Automatic rip fence

The electric motor positioned rip fence running on a maintenance free lineal guiding system with ball bearing bushings, moves quickly and accurately to within a tenth of a millimetre of the required cutting width. The rip fence can be tilted away at any point along the full rip length and guarantees perfect cuts with a maximum width of 1250 mm.



The FELDER control panel - intuitive and clear

The operating panel provides you with all of the information relating to the rip fence in real time. You can enter the required value quickly and easily into the operating panel, saving time and increasing your productivity.



Your Felder, as individual as you!

The Panel Saws



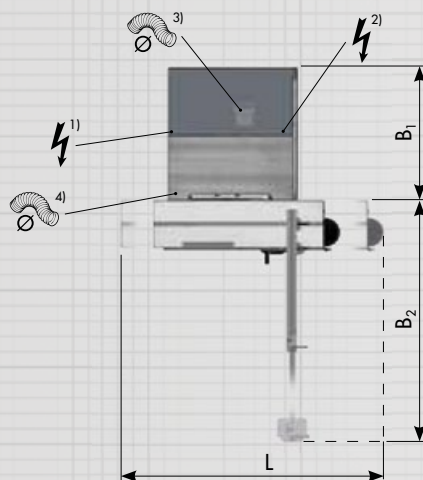
		K 500	K 500 Professional	K 500 S	K 540 S
Cutting height		102 mm	102 mm	104 mm	140 mm
Saw blade tilt		90°-45°	90°-45°	90°-45°	90°-45°
Rip capacity		800/1,250 mm	800/1,250 mm	800/1,250 mm	800/1,250 mm
4.0 HP (3.0 kW)		S	S	-	-
5.5 HP (4.0 kW)		O	O	S	-
7.5 HP (5.5 kW)		-	-	O	S
10.0 HP (7.35 kW)		-	-	-	-
Working height		890 mm	890 mm	890 mm	890 mm
	1,300 mm*	2,825 mm	-	-	
	1,550 mm*	3,325 mm	-	-	
	2,050 mm*	4,660 mm	4,660 mm	-	
	2,500 mm*	5,280 mm	5,280 mm	5,380 mm	5,380 mm
	2,800 mm*	-	-	5,980 mm	5,980 mm
	3,200 mm*	-	-	6,780 mm	6,780 mm
	3,700 mm*	-	-	-	-
B ₁		1,063/1,498 mm	1,063/1,498 mm	1,850/1,450 mm	1,850/1,450 mm
B ₂		1,300-2,000 mm	1,730-2,624 mm	1,730-2,624 mm	1,730-2,624 mm
Extraction connection-Ø saw/saw guard (overhead)		120/50 mm	120/50 mm	120/50 (80) mm	120/50 (80) mm

*Cutting length with outrigger table with maximum cutting height, **Details of the maximum travelling distance based on the length of the sliding table:
S ... Standard configuration O ... Option - ... not available

Space requirement

Scale

1:50



Symbolic image K 500, K 700, K 740

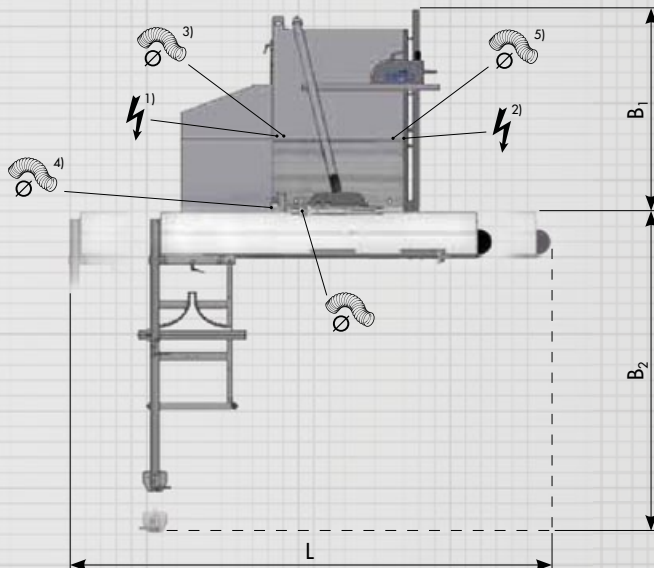
¹⁾ Power connection K 700, K 740²⁾ Power connection K 500³⁾ Extraction connection K 700, K 740⁴⁾ Extraction connection K 500



K 700	K 700 Professional	K 700 S	K 740	K 740 Professional	K 740 S	K 940 S
104 mm	104 mm	104 mm	140 mm	140 mm	140 mm	133 mm
90°-45°	90°-45°	90°-45°	90°-45°	90°-45°	90°-45°	90°-45°
800/1,250 mm	800/1,250 mm	800/1,250 mm	800/1,250 mm	800/1,250 mm	800/1,250 mm	800/1,250 mm
S	S	-	-	-	-	-
○	○	S	-	-	-	S
○	○	○	S	S	S	○
○	○	○	○	○	○	○
890 mm	890 mm	890 mm	890 mm	890 mm	890 mm	890 mm
2,997 mm	-	-	2,997 mm	-	-	-
3,490 mm	-	-	3,490 mm	-	-	-
4,361 mm	4,361 mm	-	4,361 mm	4,361 mm	-	4,358 mm
5,280 mm	5,280 mm	5,473 mm	5,280 mm	5,280 mm	5,473 mm	5,278 mm
-	-	6,017 mm	-	-	6,017 mm	5,858 mm
-	-	6,817 mm	-	-	6,817 mm	6,658 mm
-	-	7,867 mm	-	-	7,867 mm	7,708 mm
1,058/1,493 mm	1,058/1,493 mm	1,058/1,493 mm	1,058/1,493 mm	1,058/1,493 mm	1,058/1,493 mm	1,074/1,509 mm
1,100-2,000 mm	1,872-2,636 mm	1,872-2,636 mm	1,100-2,000 mm	1,872-2,636 mm	1,872-2,636 mm	1,872-2,636 mm
120/50 (80) mm	120/50 (80) mm	120/50 (80) mm	120/50 (80) mm	120/50 (80) mm	120/50 (80) mm	120/80 mm



Further information about the technical data, individual configuration options and all noise level values can be found on the internet at www.felder.at



Symbolic image K 500 P, K 500 S, K 540 S, K 700 P, K 700 S, K 740 P, K 740 S, K 940 S
¹⁾ Power connection K 500 P, K 700 P, K 700 S, K 740 P, K 740 S
²⁾ Power connection K 500 S, K 540 S, K 940 S
³⁾ Extraction connection K 500 P, K 940 S
⁴⁾ Extraction connection K 540 S
⁵⁾ Extraction connection K 500 S, K 700 P, K 700 S, K 740 P, K 740 S

Dimensions given can vary if special equipment is used

The Planer/Thicknessers

AD 951

Page 54



AD 941

Page 56



D 963 / D951

Page 58



A 951 L

Page 60



A 941

Page 64



AD 741

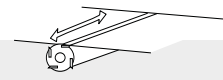
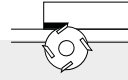
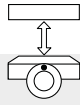
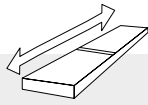
Page 66



AD 531

Page 68





Motor power

Axis drive

Surface planer table length

Thickening height min.-max.

Depth of cut Planer/Thickneser

Surface planing width/Thicknesing width

5.5-13.5 HP
(4.0-10.0 kW)



Digi-Drive

2,250 mm

3-254 mm

5 mm

510/504 mm

4.0-10.0 HP
(3.0-7.35 kW)



Power-Drive

2,200 mm

3-250 mm

5 mm

410/404 mm

5.5-13.5 HP
(4.0-10.0 kW)



Digi-Drive

-

3-300 mm
3-254 mm

8 mm

630 mm
504 mm

5.5-10.0 HP
(4.0-7.35 kW)



2,700 mm

-

8 mm

510 mm

4.0-10.0 HP
(3.0-7.35 kW)



2,200 mm

-

5 mm

404 mm

4.0-10.0 HP
(3.0-7.35 kW)



Power-Drive

2,000 mm

3-230 mm

4 mm

404 mm

4.0-5.5 HP
(3.0-4.0 kW)



1,500 mm

4-220 mm

5 mm

304 mm

AD 951

www.felder.at




1



2



3




4



5



6

 FELDER
Quality and precision
in a nutshell

- 1 Silent-POWER® Spiral Cutterblock
- 2 Synchronous Opening of the planing tables
- 3 Change the blades in record time
- 4 Rubber Rollers
Segmented pressure bar
- 5 Variable adjustable feed rate 4–16 m/min
- 6 "Digi-Drive"
Full electronic adjustment

Please check the price list for the various machine options.

900 SERIES Planer Thicknessers



Quality and precision in a nutshell

Impressive design and convincing key components - the optimised machine concept and numerous innovative detailed solutions incorporated into the AD 951 have been specially designed for the high requirements of professional woodworking.



AD 941

www.felder.at




For amazing planing results

With technologically advanced detailed solutions, innovative operating concepts and clear machine design, the AD 941 planer thicknesser impresses woodworkers from all over the world.





Please check the price list for the various machine options.

900 SERIES Planer Thicknessers



- 1 Prismatic guiding of the planer tables
- 2 Silent-POWER® Spiral Cutterblock
- 3 Synchronous opening of the planing tables
- 4 Change the blades in record time
- 5 Table extensions
- 6 "Power-Drive" Adjustment and repeatability accuracy

 FELDER
 Quality and precision
in a nutshell

D 963 D 951



1



2



3



4




5



6

- 1 Silent-POWER®
Spiral Cutterblock
- 2 Stability and durable precision
- 3 Change the blades in record time
- 4 Rubber Rollers
segmented pressure bar
- 5 Variable adjustable
feed rate 4–16 m/min
- 6 Scissor lifting table

 **FELDER**
Quality and precision
in a nutshell

Please check the price list for the various machine options.

900 SERIES Thicknessers



Powerful precision

Optimised for maximum requirements – with 630 mm thicknessing width, this thicknesser is a powerhouse of performance and precision. Innovative operating controls and large dimensioned, heavy-duty precision components ensure superb machining, maximum precision and durability.

Reliability for many years to come

These machines will provide you with more precision and quality than you could ever imagine from a thicknesser. It's fast and easy to change the planer knives. In less than a few minutes, your cutterblock will be re-equipped with sharp Felder knives and ready for use.


A 951 L



1



2



4



6




5



3

- 1 Silent-POWER®
Spiral Cutterblock
- 2 2700 mm planer table length
- 3 Change the blades in record time
- 4 Professional planer fence
with parallelogram adjustment
- 5 Combination fence
- 6 Comfort EURO planer guard

 FELDER
Quality and precision
in a nutshell

Please check the price list for the various machine options.



The optimised planer with 2,700 mm planing table length

Designed for the highest requirements of stability, performance and user comfort, the new A 951 L ensures excellent planing results with the latest in cutterblock technology.



A 951 L D 951




The perfect machine combination

Tip: The combination of the D 951 thicknesser with the A 951 L planer and the space saving planer fence has resulted in the perfect combination.




 FELDER
 Quality and precision
in a nutshell

A 941



- 1 Silent-POWER®
Spiral Cutterblock
- 2 Prismatic guiding of the planer tables
- 3 Change the blades in record time
- 4 Surface planer table length 2200 mm
- 5 Table extensions
- 6 Comfort EURO planer guard

 FELDER
Quality and precision
in a nutshell

Please check the price list for the various machine options.

900 SERIES Planers

Planing quality at the highest level

Perfectly planed surfaces, maximum reliability, user-friendliness that is in a class of its own and top operating safety are always guaranteed. With high-tech detailed solutions, intuitive operating concept and modern design, the A 941 planer has proven itself the worldwide.

AD 741

www.felder.at



1



2



3



4




5



6

- 1 Silent-POWER®
Spiral Cutterblock
- 2 Dual opening of the planer tables
- 3 Change the blades in record time
- 4 Optional: Mortising attachment
- 5 Table extensions
- 6 "Power-Drive" Full electronic adjustment

 FELDER
Quality and precision
in a nutshell

Please check the price list for the various machine options.

700 SERIES Planer Thicknessers




Proven quality at the best price

The tried and tested planer/thicknesser from the Felder 700 series is renowned for its excellent planing results and reliability. In the new design, the AD 741 offers an unbeatable price/performance ratio and is a perfect entry level model into professional woodworking.





AD 531

www.felder.at



- 1 Silent-POWER®
Spiral Cutterblock
- 2 Prismatic guiding of the planer tables
- 3 Change the blades in record time
- 4 Table extensions
- 5 Optional: Mortising attachment

 FELDER
Quality and precision
 in a nutshell

Please check the price list for the various machine options.

500 SERIES Planer Thicknessers

**More machine for your money
cannot be found in this price class!**

Clean planing finish and totally reliable
- the Felder AD 531 impresses with tried
and tested system solutions from Felder and
a sensational price/performance ratio.



Planing with FELDER

Perfect technology for perfect results

Stability for high performance

The solid cast iron cutterblock housing is built for heavy duty work. The serrated steel infeed roller and the micro-serrated steel outfeed roller guarantee a perfect transport of the workpiece through the machine. Both steel rollers are large dimensioned and non-wearing. The combination of cutterblock, transport feed rollers and type of wood are essential for perfect planing results.




POLY-V drive

Spring loaded infeed roller

Spring loaded segmented pressure beam

Cast iron cutterblock housing



Spring loaded segmented pressure beam

A recommended option when planing with a small depth of cut, with very thin workpieces or workpieces with varying thicknesses.



Your Felder, as individual as you!

Planing/ Thicknessing



Outfeed roller

Second motor driven
outfeed roller

Optional: Rubber coated feed rollers

Rubber coated infeed rollers

- > Pressure mark free and steady feed of thinner workpieces and optimal feeding when planing with a minimal depth of cut
- > Compensates for height differences when planing several workpieces at the same time

Rubber coated outfeed roller

- > Avoids causing damage to the surface of the workpiece on the outfeed
- > The braking effect of the rubber rollers prevent possible planing marks

Silent-POWER®
cutterblock

Machine equipment options

	AD 531	AD 741	AD 941	AD 951	D 951	D 963
Steel infeed roller	S	S	S	S	S	S
Steel outfeed roller	S	S	S	S	S	S
Rubber infeed roller	-	-	-	O	O	O
Rubber outfeed roller	-	-	-	O	O	O
+ Second steel outfeed roller	-	-	-	-	-	O
+ Second rubber coated outfeed roller	-	-	-	-	-	O

S ... Standard features O ... Option - ... not available

Standard: FELDER System cutterblock

See and feel the incredible smooth finish!



The Felder System cutterblock has been a particular highlight of every Felder planer for almost 30 years. First introduced in 1987, the unique cutterblock system for stationary woodworking machines was launched with the slogan "never adjust your planer knives again". The advantages the system had back in 1987 are still relevant today: Quick change of the blades without any adjustments, zero investment in expensive setting devices, low-cost reversible blades available from stock, perfect and sensational planing results in every type of wood.

Machine equipment options	AD 531	AD 741	AD 941	AD 951	D 951	D 963	A 941	A 951 L
2-knife Felder system cutterblock	S	S	S	-	-	-	S	-
4-knife Felder system cutterblock	○	○	○	S	S	S	○	S
4-knife standard cutterblock	-	○	○	-	-	-	○	-
4 knife TERSA cutterblock	-	-	-	○	○	-	-	○
Silent-POWER® Spiral Cutterblock	○	○	○	○	○	○	○	○

S ... Standard features ○ ... Option - ... not available

Planing/ Thicknessing



Planer knife adjustment without tools – accurate to a tenth of a millimetre, standard with FELDER

- > 2 or 4 knife cutterblock
- > Knife change in less than two minutes
- > Self-aligning knives are perfectly set each and every time
- > No resin buildup on the clamping bolts
- > Extremely quiet operation due to the enclosed design
- > Maximum durability of the knives
- > Cost saving with cheaper knife costs



Your Felder, as
individual as you!

Revolutionary: Silent-POWER® cutterblock

Sensationally quiet planing and money saving!

only by
FELDER



Exclusive for planers from the FELDER GROUP

The Silent-POWER® spiral cutterblock reduces noise emissions by more than half when planing.

The continuous pulling cut ensures tear-free results when planing all types of wood. With this revolutionary new development from Felder you are obtaining all of the advantages of a spiral cutterblock at considerably lower operating, investment and adjustment costs.

The advantages of the Silent-POWER® cutterblock at a glance ...

- > Sensationally quiet, noise emissions halved
- > Blade life up to 20 times longer
- > Four highly precise cutting edges on each knife
- > Optimised chip extraction and reduced chip volume
- > Tear-free planing results
- > Reduced power consumption when compared to similar systems

The original - often copied, never matched!

Only the Silent-POWER® cutterblock from the Felder Group has a cutting geometry that is based on a spiral knife cutterblock, with two spirals of closely aligned rotatable knives and completely overlapping cutting edges.

In comparison with similar cutterblocks, in particular, those with more than two cutting tracks, Silent-POWER® offers significantly more advantages for the operator: Reduction in power consumption, which results in lower energy costs. An improved chip flow through the larger chip space. Reduced material usage and long-term costs with longer useable life of the blades and a lower number of blades when compared with several row spiral cutterblocks.

Decide on the original and profit from

- > Reduced power consumption
- > Noticeably longer useable life of the blades
- > Maximum efficiency and reduced long-term costs



Your Felder, as
individual as you!

Planing/ Thicknessing



Incredibly quiet

For your health and your employees. The Silent-POWER® cutterblock reduces noise levels by 50 % (10 db A) when compared with conventional systems.



Blade life up to 20 times longer - saves money!

Tungsten carbide cutters in the Silent-POWER® cutterblock ensure a useable life up to twenty times that of standard HSS blades.

Four cutting edges - more "planing knife", at the same price in each piece!

Each tungsten carbide knife in the Silent-POWER® cutterblock has four cutting edges. Quick change of the cutter with a simple single turn.

Reduced power consumption - save energy costs!

Regardless of the planing width, the Silent-POWER® cutterblocks require significantly less power consumption when compared with similar systems.

Smaller chips - compact better

The optimised extraction hood ensures that the noticeably shorter chips are optimally extracted and therefore compress better in the dust bags.



Long, solid planing tables

Extreme reliability even under maximum load



Long, solid cast iron planer tables with prismatic guides for maximum accuracy and unrivalled precision



With the proven Felder table extension systems, you can extend your planer table quickly and without tools.



Your Felder, as individual as you!

	Planer table length	Extendable to a max.
AD 531	1500 mm	3500 mm
AD 741	2000 mm	3800 mm
AD 941	2200 mm	4000 mm
AD 951	2250 mm	4050 mm
A 941	2200 mm	4000 mm
A 951 L	2700 mm	-

Planing/ Thicknessing



Planer table adjusting system

FELDER precision in every class of machine



The FELDER prism guidance, accurate adjustment for many years

The patented Felder planer table adjustment system, uses prism guidance for the highest level of adjustment precision.



Precise adjustments, easy to read

The depth of cut can be adjusted and set at any position. The integrated lens makes it possible to accurately read the setting, ensuring exact results. The magnifying lens is set slightly into the machine table ensuring that even with heavy use it is protected from being damaged.




The 900 series depth of cut quick adjustment

With the new ergonomically shaped depth of cut adjustment handle, you can adjust the depth of cut quickly and precisely.


Planer fence

Stable, accurate and space saving



Space saving FELDER planing fence

The planer fence: A masterpiece of space saving design that ensures stability and precision! The planer fence can be tilted to any position from 90° to 45°. There is an end stop at both the 90° and 45° positions.



FELDER planer guard

Maximum operational safety and ease of use. The space saving planer guard is integrated into the machine chassis and stabilises the workpiece when planing and bevelling.



The FELDER auxiliary fence

When processing thin or narrow workpieces the new tiltable auxiliary fence attached to the planer fence, guarantees safe and comfortable planing.

Planing/ Thicknessing



FELDER changeover comfort
From planing to thicknessing in record time

only by
FELDER



Synchronous opening of the planing tables
The tried and tested Felder operating concept reduces the effort in changing from planing to thicknessing to a minimum. The intuitive table clamping system makes it possible to synchronously unlock and lift the planing tables with one hand movement.



Thickening with FELDER

Perfect planing technology



Maximum thickening height for the highest requirements

The large dimensioned thickening height of 300 mm ensures that even large solid wood beams can be processed with ease.

	Thickening height
AD 531	4–220 mm
AD 741	3–230 mm
AD 941	3–250 mm
AD 951	3–254 mm
D 951	3–254 mm
D 963	3–300 mm

Planing/ Thicknessing



Absolute setting accuracy

Stability and durable precision

Four trapezoidal support spindles ensure utmost precision and high load bearing capacity. Vertical guides integrated into the side of the machine chassis absorb the resulting outfeed side pressure and guide the thicknessing table into position with an accuracy of a tenth of a millimetre.



The perfect feed speed for every type of wood and grain. From the clearly laid out operating panel you can adjust the feed speed intuitively and in seconds.

	Feed Rate
AD 531	6 m/min
AD 741	6+12 m/min
AD 941	6+12 m/min
AD 951	Continuously variable 4-16 m/min
D 951	Continuously variable 4-16 m/min
D 963	Continuously variable 4-16 m/min



Optional: Integrated adjustable rollers for the processing of workpieces with high resin or moisture content.



Thickening table control accurate to a tenth of a millimetre

Top class FELDER operating comfort

Constant repeat accuracy with "Power-Drive"



The fully electrical "Power-Drive" thickener table control offers the most precise adjustment and repeat accuracy.

With a turn of the knob, you can quickly adjust the thickening height, then fine-adjust using the button. With the integrated LED-display, you can easily see the current actual value.

Planing/ Thicknessing



Everything at the touch of a button with "Digi-Drive"



The programmable "Digi-Drive" thicknessing table control makes it possible to enter the thicknessing height using the numeric keypad and the thicknessing bed positions itself automatically and precisely. Two integrated LED displays show the current target and actual values. To optimise production you can save incremental measurements and individual thicknessing table positions.

Machine equipment options	Handwheel with digital display	"Power-Drive"	"Digi-Drive"
AD 531	○	-	-
AD 741	S	○	-
AD 941	S	○	-
AD 951	S	○	○
D 951	S	○	○
D 963	-	S	○

S ... Standard features ○ ... Option - ... not available

Your Felder, as individual as you!


Planing with FELDER

Perfect extraction technology



A clean solution

The aerodynamically optimised construction of the dust extraction hood with its ample chip space guarantees an ideal chip extraction and clean working surface.



No more fluttering

Two pressure bars prevent the fluttering of the workpiece, in particular thinner pieces when thickening.



Pressure bar

Planing/ Thicknessing



FELDER system solutions

Everything from a single provider

Your FELDER, as individual as you!

At Felder it is our company philosophy to offer you the exact machine that you require. This is why we offer you the possibility to select from the range of specifications and configure the machine that is perfect for your requirements.



Power feeders

A constant feeding speed achieves exact, precise results.

Scissor lifting table

The increased surface area makes it easier for you to operate your planer-thicknesser without the need for assistance.



Mortising unit attachment

Increases the usage options for your Felder machine and ensures maximum flexibility.



Your Felder, as individual as you!

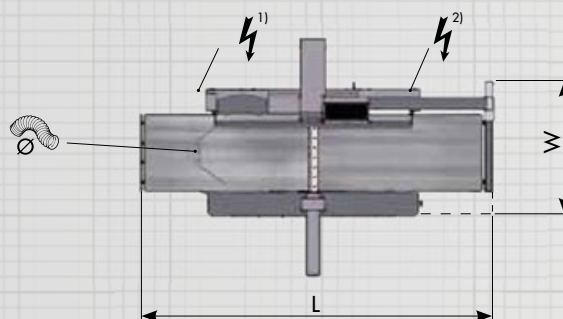
The Planer/Thickeners



	AD 531	AD 741
Planer table length	1,500 mm	2,000 mm
Max. depth of cut Planer/Thicknesser	5/5 mm	4/4 mm
Surface planing width	310 mm	410 mm
Thickening width	306 mm	404 mm
Min.-max. thickening height	4-220 mm	3-230 mm
4.0 HP (3.0 kW)	S	S
5.5 HP (4.0 kW)	○	○
7.5 HP (5.5 kW)	-	○
10.0 HP (7.35 kW)	-	○
13.5 HP (10.0 kW)	-	-
Height (closed)	1,160 mm	1,043 mm
Height (open)	1,370 mm	1,485 mm
Working height	890 mm	890 mm
L	1,644 mm	2,168 mm
W	633 mm	765 mm
Extraction connection Ø Planer/Thicknesser	120 mm	120 mm
Acoustic noise level [dB (A)] in accordance with EN ISO 3746 when switched on but not planing***	88 ¹ /86 ²	84 ¹ /83 ²
Acoustic noise level [dB (A)] in accordance with EN ISO 3746 whilst planing***	95 ¹ /96 ²	91 ¹ /91 ²
Acoustic noise level at the workstation [dB (A)] in accordance with EN ISO 11202 when switched on but not planing***	75 ¹ /71 ² /73 ³	74 ¹ /69 ² /69 ³
Acoustic noise level at the workstation [dB (A)] in accordance with EN ISO 11202 whilst planing***	80 ¹ /78 ² /80 ³	83 ¹ /79 ² /78 ³

***An allowance must be made to compensate for tolerances with the specified emission values K= 4 dB (A); S ... Standard configuration ○ ... Option - ... not available;
 1 ... Planing unit 2 ... Thickness planer unit working position 1 3 ... Thickness planer unit working position 2 1,2,3 ... Measured using the Silent-Power® spiral cutterblock

Scale
1:50



Symbolic image AD 531, AD 741,
AD 941, AD 951, A 941, A 951L

¹⁾ Power connection AD 531, AD 741, AD 951

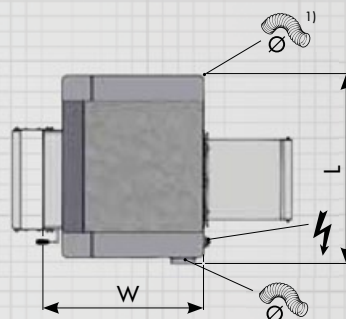
²⁾ Power connection AD 941, A 941, A 951L



AD 941	AD 951	D 951	D 963	A 941	A 951 L
2,200 mm	2,250 mm	-	-	2,200 mm	2,700 mm
5/5 mm	5/8 mm	8 mm	8 mm	5 mm	8 mm
410 mm	510 mm	-	-	410 mm	510 mm
404 mm	504 mm	504 mm	630 mm	-	-
3-250 mm	3-254 mm	3-254 mm	3-300 mm	-	-
S	-	-	-	S	-
O	S	S	-	O	S
O	O	O	-	O	O
O	O	O	S	O	O
-	O	O	O	-	-
1,270 mm	1,270 mm	1,085 mm	1,135 mm	1,270 mm	1,270 mm
1,510 mm	1,650 mm	1,820 mm	1,890 mm	1,510 mm	-
890 mm	890 mm	-	-	890 mm	896 mm
2,360 mm	2,395 mm	1,030 mm	1,233 mm	2,360 mm	2,700 mm
815 mm	900 mm	957 mm	1,087 mm	815 mm	1,041 mm
120 mm	140 mm	140 mm	160 mm	120 mm	140 mm
85 ¹ /83 ²	85 ¹ /83 ²	83 ²	84 ²	84 ¹	87 ¹
92 ¹ /91 ²	92 ¹ /91 ²	91 ²	90 ²	91 ¹	90 ¹
73 ¹ /71 ² /72 ³	73 ¹ /71 ² /72 ³	71 ² /72 ³	72 ² /67 ³	74 ¹	73 ¹
82 ¹ /76 ² /77 ³	82 ¹ /76 ² /77 ³	76 ² /77 ³	79 ² /76 ³	83 ¹	80 ¹



Further information about the technical data, individual configuration options and all noise level values can be found on the internet at www.felder.at



Symbolic image D 951, D 963

¹ Extraction connection (optional)

Dimensions given can vary if special options are selected

The Spindle Moulders

F 900 M

Page 90



F 900 Z

Page 92



F 700 M

Page 94



F 700 Z

Page 96



F 500 M

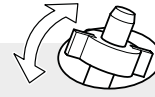
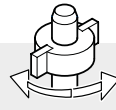
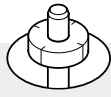
Page 98



F 500 MS

Page 99





Motor power

Axis adjustment

Table opening

Speeds

Moulder spindle tilt

7.5–13.5 HP
(5.5–10.0 kW)



Power-Drive

320 mm

3,500/4,500/
6,000/8,000/
10,000 rpm

Variably adjustable up to
10,000 rpm

90°–45°

7.5–13.5 HP
(5.5–10.0 kW)



Power-Drive

320 mm

3,500/4,500/
6,000/8,000/
10,000 rpm

Variably adjustable up to
10,000 rpm

90°–45°

5.5–10.0 HP
(4.0–7.35 kW)



Power-Drive

230 mm

3,500/6,500/
8,000/10,000
rpm

90°–45°

5.5–10.0 HP
(4.0–7.35 kW)



Power-Drive

230 mm

3,500/6,500/
8,000/10,000
rpm

90°–45°

4.0–5.5 HP
(3.0–4.0 kW)



180 mm

3,000/6,000/
8,000/10,000
rpm

90°

5.5 HP
(4.0 kW)



180 mm

3,000/6,000/
8,000/10,000
rpm

90°

F 900 M

www.felder.at



1 Moulder spindle Quick change system


2 "Easy-Glide" Tilting guide system

3 Table opening: 320 mm

4 Rearward tilting spindle

5 "Quick-Lock" Change cutting tools quickly and safely

6 Spindle locking from the outside

 FELDER
Quality and precision
in a nutshell

Please check the price list for the various machine options.

900 SERIES Tilting Spindle Moulder



The heaviest built FELDER spindle moulder ever

The new optimised machine concept of the F 900 M spindle moulder convinces in all requirements of professional wood-working. Maximum machine construction precision from Austria and high quality premium components ensure absolute precision, maximum operating comfort


and guaranteed reliability. Numerous innovations and proven Felder quality ensures that the F 900 M is an absolute highlight in its class.

F 900 Z

www.felder.at



- 1 Moulder spindle Quick change system
- 2 "Easy-Glide" Tilting guide system
- 3 Table opening: 320 mm
- 4 Rearward tilting spindle
- 5 "Quick-Lock" Change cutting tools quickly and safely
- 6 Slot and tenon table

 **FELDER**
Quality and precision
in a nutshell

Please check the price list for the various machine options.

900 SERIES Tilting Spindle Moulder



For top performance in small business and large industry

The Felder tilting spindle moulder from the 900 Series was developed for top performance in both small business and industry. Inside the stylishly designed machine chassis, there is a high level of machine construction precision. Extreme precision, maximum operating comfort and perfect workmanship have ensured that Felder woodworking machines are

the best-selling worldwide. The high quality format sliding table guiding technology "X-Roll" comes with a 10 year Felder guarantee and offers amazing operating smoothness and is completely maintenance free. The "X" design of the position of the roller bearings ensures that they move smoothly along hardened guides.

F 700 M

www.felder.at




Vibration free stability for perfect results

With the new F 700 M tilting spindle moulder, Felder is not only offering an affordable solution for all woodworking shops, but also the ideal complement to



CNC supported processing. With a solid cast iron table for vibration free stability, you will be ready for every challenge of modern woodworking.

Please check the price list for the various machine options.

700 SERIES Tilting Spindle Moulder



- 1** Moulder spindle Quick change system
- 2** "Easy-Glide" Tilting guide system
- 3** Table opening: 230 mm
- 4** Rearward tilting spindle
- 5** "Power-Drive" F2
Full electronic adjustment
- 6** Precision Spindle moulder fence "230",
Multi-adjustment system

 FELDER
 Quality and precision
in a nutshell

F 700 Z

www.felder.at



Ready for every challenge


Are you looking for versatility, high quality and performance and want to be able to carry out standard moulding work, slot and tenons or curved moulding work, all at a fair price?

Then the F 700 Z is the right machine for you! This universal machine concept offers a wide range of standard features such as the moulder spindle quick change system


and a wide range of optional features to further increase your productivity. The high quality format sliding table guiding technology "X-Roll" comes with a 10 year Felder guarantee and offers amazing operating smoothness and is completely maintenance free. The "X" design of the position of the roller bearings ensures that they move smoothly along hardened guides.

Please check the price list for the various machine options.

700 SERIES Tilting Spindle Moulder



- 1** Moulder spindle Quick change system
- 2** "Easy-Glide" Tilting guide system
- 3** Table opening: 230 mm
- 4** Rearward tilting spindle
- 5** "X-Roll" slot and tenoning table
- 6** Precision Spindle moulder fence "230", Multi-adjustment system

 FELDER
Quality and precision
in a nutshell

F 500 M

F 500 MS



1



2



3




4



5

- 1 MF spindle system
- 2 Safety bar guides (optional equipment)
- 3 Table opening: 180 mm
- 4 Switch for forward and reverse run
- 5 MULTI-fine adjustment system (optional)

 FELDER
Quality and precision
in a nutshell

Please check the price list for the various machine options.

500 SERIES Spindle Moulders



For convincing spindle moulding results

An unbeatable offer for discerning woodworkers: The large, solid, ribbed cast iron table, stable table extensions (F 500 MS), a professional spindle fence and height

adjustable spindle aggregate with dual support, offers professional results at a great price.

Tilt segment "Easy-Glide"


 only by
FELDER


The patented tilt segment "Easy-Glide" used in the Felder 700 and 900 series saw and spindle moulder aggregates and also Format-4, fulfils the highest requirements in business and industry.

A precise, guided, double-sided support, guarantees maximum load bearing and tolerance free tilting and is absolutely maintenance free. A special, highly durable synthetic material situated in the guide of the tilting segment ensures extremely smooth movement and long-lasting precision. The tilting guide system, a synthetic material tried and tested in aerospace and lock construction, works without the requirement of lubrication and is totally resistant to dust. With a 6 year factory guarantee, this Felder component offers reliability for many years to come.

EASY-GLIDE
6 YEAR
 GUARANTEE

This is why:

- > Precise, double sided guide support
- > Maximum load bearing capacity
- > Play-free tilt
- > Unaffected by dust
- > Completely maintenance free
- > Completely lubrication free

**Cast iron tilt segments**

Precise, double sided guide support

Spindle moulding



The FELDER "900" spindle aggregate

Decades of machine construction experience combined with modern production techniques is reflected in every detail of the heavy-duty 900 Series spindle aggregate.

- > Spindle useable height of up to 140 mm (160 for Ø 40 and 50 mm)
- > Moulder spindle quick-change system
- > Simple speed change from the front of the machine
- > Collet chuck spindle for router tools with a speed of 15,000 rpm
- > Electronic height adjustment with digital LED display
- > Electronic angle adjustment with digital LED display
- > Dovetail guidance system of the height adjustment
- > 2 bearing seats for spindle
- > Heavy cast iron unit with excellent vibration absorption
- > Maximum power transmission achieved through the POLY-V belts and counter surface
- > Variable speed control 1,500–10,000 rpm
- > Digital rotation speed display



The high speed router spindle can be used for all routing tools with a shaft Ø 6–16 mm. Rotation 15,000 rpm, with full motor power of up to 13.5 HP.

The new FELDER "700" spindle aggregate



The Felder 700 Series spindle aggregate sets standards that are unparalleled.

- > 115 mm spindle useable height above the table (140/160 mm)
- > Moulder spindle quick-change system
- > Simple speed change from the front of the machine
- > Collet chuck spindle for router tools with a speed of 15,000 rpm
- > Electronic height adjustment with digital LED display
- > Electronic angle adjustment with digital LED display
- > 4 speeds:
3,500/6,500/8,000/10,000 rpm
- > Rearward tilt 0° to 45°
- > Precise, double sided guide support
- > Dovetail guidance system of the height adjustment
- > Heavy cast iron unit with excellent vibration absorption



High-speed router spindle

Use of the Felder high speed router spindle for router bits or high speed tools at 15,000 rpm.

Spindle moulding



Your FELDER, as individual as you!

At Felder it is our company philosophy to offer you the exact machine that you require. This is why we offer you the possibility to select from the range of specifications and configure the machine that is perfect for your requirements.



Moulder spindle control with accuracy to a tenth of a millimetre
 Top class FELDER operating comfort
 Comfortable precision with "Power-drive" F1



Spindle moulder adjustment accurate to a tenth of a mm at the touch of a button, creep mode for fine adjustment. Red LED display shows actual value of the spindle moulder height. Spindle tilt using a handwheel and integrated digital clock. 900 Series machines also have a digital display for the current rotation speed.

Machine equipment options	F 500 M	F 500 MS	F 700 Z	F 700 M	F 900 Z	F 900 M
Handwheel with digital display	O	O	S	S	S	S
„Power-Drive“ F1	-	-	O	S	S	S
„Power-Drive“ F2	-	-	O	O	O	O

S ... Standard equipment O ... Option - ... not available

Spindle moulding



Constant repeat accuracy with "Power-Drive" F2



The fully electrical "Power-Drive" control offers exact adjustment and repeat accuracy. The saw blade height and the angle settings can be adjusted at the turn of a knob, the fine setting adjustments are carried out to tenth of a millimetre accuracy using a push button. An LED display screen shows the actual current value in real time directly on the control panel. 900 Series machines also have a digital display for the current rotation speed.

Moulder spindle tilting

Smooth and easy



Correct spindle tilting "rearwards" with maximum operating comfort:

- > Working safely
- > Suitable for any workpiece size
- > Problem-free power feeder use
- > Impeccable machined surface
- > Optimal chip removal



Forward tilting spindles can be dangerous and have serious handling disadvantages:

- > Increased risk of accidents
- > Limited workpiece height
- > Power feeders can not be used
- > Inferior workpiece finish
- > Poor or even impossible chip removal

Spindle moulding



Spindle shaft quick change system

Professional productivity for every workshop



Unique in its class: Moulder spindle change in next to no time – the new MF spindle shaft change system from Felder brings professional productivity into every workshop.

Routers and spindles with various diameters (30, 32, 35, 50 mm and 1 1/4") can be changed quickly and easily without having to change the current settings. Regardless of its position, the moulder spindle can be released with a few simple movements and then securely fixed again.

The spindle shaft quick change system is available on all of the spindle moulder and combination machines from the Felder 500 series if ordered when the machine is first built.

- > Moulder spindle change in next to no time
- > Different moulder spindle diameters
- > Use of router bits

Quick-change system for moulder spindle

Changing of the spindle shaft with minimal effort

only by
FELDER



The moulder spindle quick-change system

The almost unlimited applications of your new machine is enhanced even further by the Felder spindle quick change system. Spindles with pre-mounted tools for serial moulding work and spindles with differing diameters can be swapped over in seconds. A particular highlight is the Felder high speed router spindle that can be used for router cutters and run at 15,000 rpm.

For maximum stability and durability the Felder spindle has been designed with 2 high quality, high precision bearings!

Advantages of the FELDER spindle quick change system:

- > Quick, easy change between different types of spindles
- > Ability to use 30, 32, 35, 40, 50 mm and 1 1/4", diameter spindles
- > Use of the Felder high speed router spindle for router bits or high speed tools at 15,000 rpm.
- > Automatic repeatable setting for series production work

Spindle moulding



“Quick-Lock”

Change cutting tools quickly and safely:



When changing the spindle, the tried and tested moulder spindle quick change system ensures maximum productivity. Spindle moulders with different diameters and pre-mounted tools for serial moulding work can be swapped over and used in seconds.

- > Loosen the belt
- > By pulling out the pin that blocks the spindle from turning you can lift the spindle shaft straight out
- > Pull the pin out once again when you want to put in a new spindle
- > Tighten the belt again - finished!

The “Quick-Lock” clamping system allows a convenient change of cutters on the table router and reduces the risk of injury from slipping. Suitable for Ø 30 mm moulder spindles

Spindle moulder fence "230" with MULTI-fine adjustment system

Easy operation from above

only by
FELDER



The dual extraction system from the spindle fence and the chip collection under the moulding table, ensures that the machine stays clean and excellent results are achieved.

The precision spindle moulder fence "230"

The fence is suitable for tools with a diameter up to max. Ø 230. The fine adjustment of the outfeed fence can be set between -5 to +25 mm. The extraction of the dust is done via the integrated extraction connection.

Machine equipment options

	F 500 M	F 500 MS	F 700 Z	F 700 M	F 900 Z	F 900 M
Spindle fence "220", 320 mm fence plates	S	S	-	-	-	-
Spindle fence "230", 400 mm fence plates	O	O	S	S	-	-
Spindle fence "230", 550 mm fence plates	-	-	-	-	S	S

S ... Standard equipment O ... Option - ... not available



Your Felder, as individual as you!

Spindle moulding



MULTI-fine adjustment system

The MULTI-fine adjustment system guarantees the parallel guiding of the fence and enables the quick adjustment of the moulder fence to the tool diameter.

Its quicker with the MULTI-fine adjustment system!

- > Automatic repeat setting after removing the fence
- > Parallel guiding of the moulder fence
- > Quick and accurate adjustment
- > Measurement scale for depth of cut




Single handed quick locking of the spindle fence plates

Hardened anodised aluminium fence plates are standard. The outfeed fence plates can be adjusted using the scale to any position between -5 and +25 mm.

Spindle moulder tooling Ø up to 230 mm

Easy operation from above



Machine equipment options

	F 500 M	F 500 MS	F 700 Z	F 700 M	F 900 Z	F 900 M
MULTI-fine adjustment system for the moulder fence "230"	O	S	S	S	S	S

S ... Standard equipment O ... Option

Slot and tenoning perfection

High quality components ensure reliability



X-ROLL
10 YEAR
GUARANTEE


Tenoning and slotting perfection

Large dimensioned and designed with high use in mind, the aluminium format sliding table "hovers" on the "X-Roll", a highly developed guiding technology for Felder sliding tables. The X shape ("X-Roll") design of the rollers distributes the load optimally on all sides. The linear surface of the steel rollers running on the hardened and ground guiding surface guarantees unbeatable precision and smoothness. "X-Roll" ensures that you get the quality and precision that you expect from your new tilting spindle moulder. And here is another reason to decide to invest in a machine from Felder: 10 year factory guarantee, underlines the reliability of the "X-Roll" system.



This is why:

- > Extremely smooth, durable guiding system. The roller bearings have no single point of contact!
- > Dust resistant construction of the guiding system, ensuring clean and dust free guides
- > Hardened and ground guide tracks



As and when required:

Adapt your working surface to the workpiece

Ever since 1969 the Felder table extensions have proved themselves a thousands times over. In just a few seconds and without tools you can increase the support length of your machine by up to 2,000 mm.



Outrigger and slot and tenoning table

Large dimensioned workpieces such as the rebating of doors can be processed with this high quality accessory with perfection.

Machine equipment options

	F 500 M	F 500 MS	F 700 Z	F 700 M	F 900 Z	F 900 M
Slot and tenoning table 1,000 mm	-	-	S	-	-	-
Slot and tenoning table 1,300 mm	-	-	-	-	S	-
Slot and tenoning table 2,050 mm	-	-	O	-	O	-
Slot and tenoning table 2,500 mm	-	-	-	-	O	-

S ... Standard equipment O ... Option - ... not available



Your Felder, as individual as you!

Spindle moulding



Long, solid machine table

Reliability even when processing heavy workpieces



Pull out support

The sturdy front pull out support extends the work surface by up to 400 mm.



Long, solid machine table

Made from cast iron which ensures vibration-free stability, even when processing heavy workpieces.

The Spindle Moulders



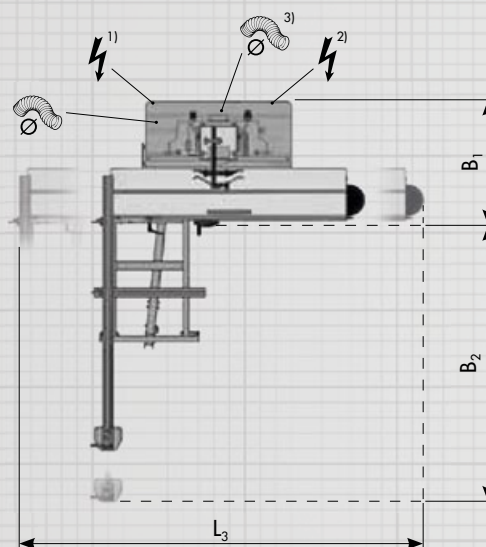
	F 500 M	F 500 MS
Table opening	180 mm	180 mm
Moulder spindle tilt	-	-
Ø 30 mm spindle shaft	S	S
Rotation speed 3,000/6,000/8,000/10,000 rpm	S	S
Speeds: 3,500/6,500/8,000/10,000 rpm	-	-
Speeds: 3,500/4,500/6,000/8,000/10,000 rpm	-	-
Variable speed control up to 10,000 rpm	-	-
High-speed router spindle	O	O
4.0 HP (3.0 kW)	S	-
5.5 HP (4.0 kW)	O	S
7.5 HP (5.5 kW)	-	-
10.0 HP (7.35 kW)	-	-
13.5 HP (10.0 kW)	-	-
Working height	890 mm	890 mm
Machine table	1,000 x 550 mm	1,000 x 550 mm
L ₁	1,000 mm	1,000 mm
L ₂	-	2,000 mm
L ₃ **	1,000 mm*	-
	1,300 mm*	-
	2,050 mm*	-
	2,500 mm*	-
B ₁	700 mm	770-1,096 mm
B ₂	-	-
Extraction connection-Ø Spindle fence/spindle aggregate below table level	120 mm	120 mm

*Scope of movement with outrigger table attached, **Details of the maximum travelling distance depending on the length of the sliding table.
S ... Standard equipment O ... Option - ... not available

Space requirement

Scale

1:50



Symbolic image F 700 Z, F 900 Z

¹⁾ Mains connection F 900 Z

²⁾ Mains connection F 700 Z

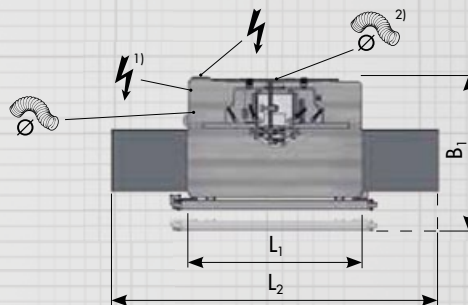
³⁾ Extraction connection-Ø Spindle fence



F 700 Z	F 700 M	F 900 Z	F 900 M
230 mm	230 mm	320 mm	320 mm
90°-45°	90°-45°	90°-45°	90°-45°
S	S	S	S
-	-	-	-
S	S	-	-
-	-	S	S
-	-	O	O
O	O	O	O
-	-	-	-
S	S	-	-
O	O	S	S
O	O	O	O
-	-	O	O
890 mm	890 mm	890 mm	890 mm
970 x 442 mm	1,146 x 765 mm	1,140 x 510 mm	1,146 x 756 mm
-	1,200 mm	-	1,200 mm
-	2,200 mm	-	2,500 mm
2,182 mm	-	-	-
-	-	3,090 mm	-
4,360 mm	-	4,465 mm	-
-	-	5,373 mm	-
870 mm	874-1,197 mm	970 mm	890-1,210 mm
1,492-2,256 mm	-	1,492-2,256 mm	-
120/80 mm	120/80 mm	120/80 mm	120/80 mm



Further information about the technical data, individual configuration options and all noise level values can be found on the internet at www.felder.at



Symbolic image F 500 M, F 500 MS, F 700 M, F 900 M

¹⁾Mains connection (option)

²⁾Extraction connection-Ø Spindle fence

Dimensions given can vary if special options are selected

The Saw Spindle Moulders

KF 700 SP

Page 118



KF 700 P

Page 120



KF 700

Page 121



KF 500 P

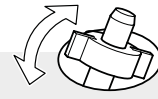
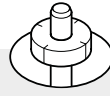
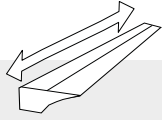
Page 122



KF 500

Page 123





Motor power

Control

Cuting length

Cutting height

Table opening

Moulder spindle and saw blade tilt

5.5–10.0 HP
(4.0–7.35 kW)



2,500–3,200 mm

104 mm

230 mm

90°–45°

4.0–10.0 HP
(3.0–7.35 kW)



2,050–2,500 mm

104 mm

230 mm

90°–45°

4.0–10.0 HP
(3.0–7.35 kW)



1,300–2,500 mm

104 mm

230 mm

90°–45°

4.0–5.5 HP
(3.0–4.0 kW)



2,050 mm

102 mm

180 mm

90°–45°

4.0–5.5 HP
(3.0–4.0 kW)



1,000–2,050 mm


102 mm

180 mm


90°–45°

KF 700 SP

www.felder.at



3

 FELDER
Quality and precision
in a nutshell

4

5

6

1 "X-Roll" Format sliding table
guiding system

2 "Easy-Glide" tilting guide system

3 Remote ON switch,
directly on the sliding table

4 Precision mitre guide
with cutting length compensation

5 Moulding spindle quick change system

6 Precision spindle moulder fence

Please check the price list for the various machine options.

700 SERIES Saw Spindle Moulders



Performance and precision without compromise

Panel saw and tilting spindle moulder - with the KF 700 spindle moulder Felder has combined two top quality professional woodworking machines forming an unbeatable combination.

Innovative detail solutions, tried and tested Felder technology and perfect components for perfect woodworking.

KF 700 KF 700 P



Two professional machines in one combination


Absolute precision, durable reliability and top class operating comfort - the 700 series saw spindle moulder impresses with unique detail solutions. The individual configuration options, quick changeover times and exact repeatability settings convince in workshops, business and industry.



Please check the price list for the various machine options.

700 SERIES Saw Spindle Moulders




- 1 „X-Roll“ sliding table guiding system
- 2 Rearward tilting spindle
- 3 „Easy-Glide“ tilting guide system
- 4 Moulding spindle quick change system
- 5 Precision spindle moulder fence
- 6 Remote ON-switch directly on the sliding table




 FELDER
Quality and precision
 in a nutshell

KF 500 KF 500 P



- 1 "X-Roll" Format sliding table guiding system
- 2 Fine adjustment of the rip fence
- 3 Cutting height 102 mm
Saw blade Ø 315 mm
- 4 MF spindle system
- 5 Rearward tilting spindle
- 6 Precision spindle moulder fence

 **FELDER**
Quality and precision
in a nutshell

Please check the price list for the various machine options.

500 SERIES Saw Spindle Moulder




FELDER quality with every cut

The Felder KF 500 is the great value saw spindle moulder for professional woodworking. The tiltable saw blade, the precise professional fence and the patented aluminium format sliding table "X-Roll" with a 10 year factory guarantee as well as the proven 500 spindle

moulder unit, ensures reliability, stability and excellent results. With the 2,050 mm sliding table and 1,100 mm outrigger table included in the professional package, the KF 500 can count itself as part of the industry range.

FELDER panel saw highlights



EASY-GLIDE
6 YEAR
GUARANTEE



The FELDER circular saw unit "104"

Manufactured entirely from cast iron, the new Felder "104" saw unit fulfils the highest demands of modern woodworking.

- > 104 mm cutting height with a 315 mm saw blade diameter
- > Electrical height and angle adjustment of the saw unit with LED display ("Power-Drive" K2)
- > Precision linear guides ensure exact height adjustment
- > Optimal extraction with a completely enclosed, below table extraction system
- > Large scale, double ball bearing saw arbour


Scoring unit

For chip free cuts in laminated panels. The saw blade can be mechanically or electrically driven and can be adjusted in both height and lateral position.




Your Felder, as individual as you!

Sawing/ Moulding



FELDER Format Sliding Table

The Felder aluminium format sliding table is designed for maximum load bearing and running smoothness. The exclusive use of aluminium ensures that the "mono profile" of the sliding table and base track is completely resistant to warpage, regardless of the temperature. The X shape ("X-Roll") design of the rollers distributes the load optimally on all sides. The "X-Roll guiding system" and numerous further details that can be found in the Felder 700 Series have been protected with patents - this much technology and precision deserves the title of "World-Class"!



X-ROLL
10 YEAR
GUARANTEE

Machine equipment options	KF 500	KF 500 Professional	KF 700	KF 700 Professional	KF 700 S Professional
Format sliding table, 1,000 mm*	S	-	-	-	-
Format sliding table, 1,300 mm*	○	-	S	-	-
Format sliding table, 1,550 mm*	○	-	○	-	-
Format sliding table, 2,050 mm*	○	S	○	S	-
Format sliding table, 2,500 mm*	-	-	○	○	S
Format sliding table, 2,800 mm*	-	-	-	-	○
Format sliding table, 3,200 mm*	-	-	-	-	○
Remote ON switch on sliding table	-	-	○	○	○

S ... Standard configuration ○ ... Option - ... not available
* ... Cutting length with outrigger table at maximum cutting height

Rip fence

The rip fence is easy and smooth to adjust, with a single-handed clamping mechanism. The optional fine adjustment makes precise measurements possible. A rip capacity of 800 mm is standard with the option of upgrading to a rip capacity of 1,250 mm. The rip scale is easy to read and perfectly integrated into the machine table.



Optional:

Rip fence with electronic digital display

Perfectly integrated into the rip fence, the electrical digital display shows the rip setting accurate to a tenth of a millimetre. The display can be rotated through 90° depending on the working position. Additional functions such as the setting for incremental cuts also help to make day to day work easier.

only by
FELDER



Accurate angle adjustment with the mitre index system and fence length compensation
Scales and Nonius eliminate reading errors. No lost time with painstaking cautious attempts at setting the angle value. Hundred percent accurate adjustment and position locking are the advantages of the precision mitre guide index system.

Highly precise index points enable the exact production of polygons as well as e.g. 5.625° (32 sides), 11.25° (16 sides), 22.5° (8 sides). Additional index points at 15°, 20°, 25°, 30°, 35°, 40° and 45° can be used when the crosscut fence is both at the front and at the back of the outrigger.

Each locking point is provided with length compensation and can be individually finely adjusted.

Machine equipment options	KF 500	KF 500 Professional	KF 700	KF 700 Professional	KF 700 S Professional
Precision mitre index system	<input type="radio"/>	<input type="radio"/>	<input type="radio"/>	<input type="radio"/>	<input type="radio"/>
Precision mitre index with cutting length compensation for 1300/1500 outrigger	-	-	<input type="radio"/>	<input type="radio"/>	<input type="radio"/>

O ... Option - ... Not available



Solid outrigger for every challenge

The solid outrigger table makes it possible to process large and heavy workpieces. There are four ball bearing guide rollers in the outrigger telescopic arm for maximum precision and smoothness. For customised perfection in woodworking, you can optionally equip your Felder saw with a 1300 Felder outrigger or the 1500 premium version.



Outrigger crosscut fence

The outrigger crosscut fence with an adjustable length of up to 2,600 mm can be moved to any position between 90° and 45°. A mitre index system with locking points at 5° intervals is available as an option.

Outrigger crosscut fence 500 Series



Your Felder, as individual as you!

Machine equipment options	KF 500	KF 500 Professional	KF 700	KF 700 Professional	KF 700 S Professional
1100 outrigger table	<input type="radio"/>	S	<input type="radio"/>	S	-
1300 outrigger table	<input type="radio"/>	<input type="radio"/>	<input type="radio"/>	<input type="radio"/>	S
1500 outrigger table	-	-	-	-	W
2,600 mm outrigger crosscut fence	<input type="radio"/>	S	<input type="radio"/>	S	S
3,200 mm outrigger crosscut fence	-	-	<input type="radio"/>	<input type="radio"/>	<input type="radio"/>

O ... Option - ... Not available

Sawing/ Moulding



The 1,100 mm crosscut fence:

perfect construction - perfect functionality!

The 1100 crosscut fence for angled cuts between $+45^\circ$ and -45° is mounted directly onto the sliding table without the use of any tools. An end stop allows for quick and precise 90° degree cuts.



500 Series
crosscut fence

Machine equipment options

	KF 500	KF 500 Professional	KF 700	KF 700 Professional	KF 700 S Professional
1,100 mm crosscut fence	-	-	S	○	○
Crosscut fence 1,300 mm	S	○	-	-	-

S ... Standard features ○ ... Option - ... not available

The FELDER 700 spindle unit

The Felder 700 Series spindle aggregate sets standards that are unparalleled.

- > 115 mm spindle useable height above the table (140/160 mm)
- > Quick-change system for moulder spindle
- > 4 speeds:
3,500/6,500/8,000/10,000 rpm
- > Table opening 230 mm



only by
FELDER

Slot and tenoning perfection

Large dimensioned and designed with high use in mind, the aluminium format sliding table "hovers" on the "X-Roll", a highly developed guiding technology for Felder sliding tables. The X shape ("X-Roll") design of the rollers distributes the load optimally on all sides. The linear surface of the steel rollers running on the hardened and ground guiding surface guarantees unbeatable precision and smoothness. "X-Roll" will guarantee you the quality and precision that you expect from your new panel saw. Another reason to choose Felder: 10 year factory guarantee to underline the reliability of "X-Roll".




FELDER spindle moulder highlights



Moulder spindle tilting

All Felder spindle moulders have a 90°–45° tilting spindle as standard. This increases the range of application of your Felder massively and also saves on tool costs. The moulder spindle can be tilted to the required angle easily and smoothly.



Quick-change system for moulder spindle

The complete spindle including mounted tooling can be removed from the moulder in seconds, without losing any settings. The automatic repeat accuracy guarantees absolutely precise series production with incredibly quick changeover times. Different moulder spindles with diameters of 25, 30, 32, 35, 40, 50 mm as well as ¾" and 1¼" can be inserted in record time.

only by
FELDER



Spindle shaft quick change system

Unique in its class: Moulder spindle change in next to no time – the new MF spindle shaft change system from Felder brings professional productivity into every workshop. Routers and spindles with various diameters (30, 32, 35, 50 mm and 1¼") can be changed quickly and easily without having to change the current settings. Regardless of your position, the moulder spindle can be released with a few simple movements and then securely fixed again.

Sawing/ Moulding



The precision "230" spindle moulder fence

The fence is suitable for tools with a diameter up to max. Ø 230. The fine adjustment of the outfeed fence can be set between -5 to +25 mm. The extraction of the dust is done via the integrated extraction connection. The table opening is 230 mm (180 mm with 500 Series), this is a big advantage when panel raising: The tool can be lowered below the moulder table level.



The MULTI-fine adjustment system

Additional to the parallel guiding of the spindle fence the MULTI-adjustment system also enables

- > The quick adjustment to the tool diameter.
- > Automatic repeat setting after removing the fence
- > Parallel guiding of the moulder fence
- > Quick and accurate adjustment
- > Measurement scale for depth of cut



only by
FELDER



Your Felder, as individual as you!

Machine equipment options

	KF 500	KF 500 Professional	KF 700	KF 700 Professional	KF 700 S Professional
Spindle fence "220", 320 mm fence plates	S	-	-	-	-
Spindle fence "230", 400 mm fence plates	O	S	S	S	S
MULTI-fine adjustment system for the moulder fence "230"	O	S	O	S	S

S ... Standard features O ... Option - ... not available

Tilt-away device

Standard workings on the spindle moulder will be exact and clean when using a power feeder. With the pneumatic spring Felder tilt away device, the power feeder unit always stays on the machine and can be used at any time.



Control accurate to a tenth of a millimetre

Top class FELDER operating comfort

Constant setting repeatability of the spindle moulder ...



The fully electrical "Power-Drive" control offers exact adjustment and repeat accuracy. The saw blade height and the angle settings can be adjusted at the turn of a knob, the fine setting adjustments are carried out to tenth of a millimetre accuracy using a push button. An LED display screen shows the actual current value in real time directly on the control panel.



Comfortable precision with "Power-Drive" F1

Height adjustment, precise to a tenth of a millimetre at the turn of a knob. Manual saw blade tilt adjustment also available as an option with a dial display for maximum precision.

Sawing/ Moulding



...and saw blade with "Power-Drive"



Similarly, the saw blade height and angle settings can be set to an accuracy of a tenth of a millimetre. For fine tuning there is also a push button and a clear LED display screen to show you the actual current value.

Machine equipment options	Moulder spindle "Power-Drive" F1	Moulder spindle "Power-Drive" F2	Sliding Table Saw "Power-Drive" K2
KF 500	-	-	-
KF 500 Professional	-	-	-
KF 700	○	○	○
KF 700 Professional	○	○	○
KF 700 S Professional	○	○	○

S ... Standard features ○ ... Option - ... not available



Your Felder, as individual as you!

The Saw Spindle Moulders

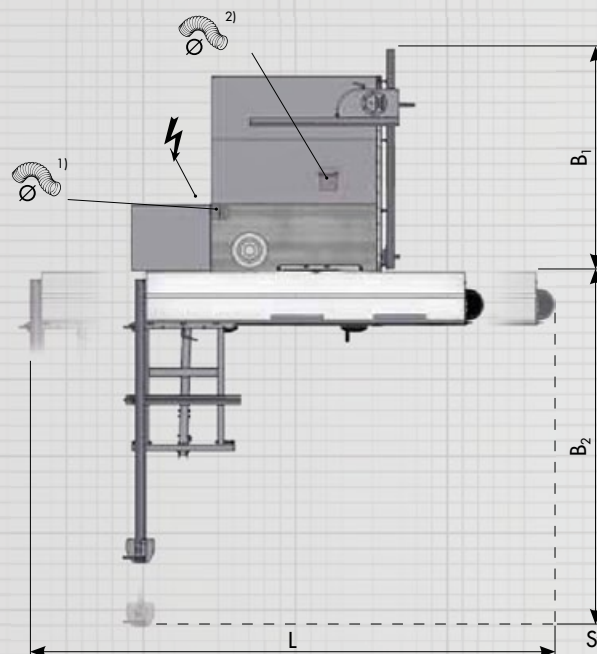


		KF 500	KF 500 Professional
Cutting height		102 mm	102 mm
Saw blade tilt		90°-45°	90°-45°
Table opening		180 mm	180 mm
Moulder spindle tilt		90°-45°	90°-45°
4.0 HP (3.0 kW)		S	S
5.5 HP (4.0 kW)		O	O
7.5 HP (5.5 kW)		-	-
10.0 HP (7.35 kW)		-	-
Working height		890 mm	890 mm
L**	1,000 mm*	2,826 mm	-
	1,300 mm*	3,326 mm	-
	1,550 mm*	-	-
	2,050 mm*	4,361 mm	4,361 mm
	2,500 mm*	-	-
	2,800 mm*	-	-
	3,200 mm*	-	-
B ₁		1,063/1,498 mm	1,063/1,498 mm
B ₂		1,750-2,636 mm	1,750-2,636 mm
Extraction connection-Ø saw aggregate/saw guard (overhead)		120/50 mm	120/50 mm
Extraction connection-Ø Spindle fence/spindle aggregate below table level		120 mm	120 mm

*Cutting length with outrigger table and at maximum cutting height,
 **Details of the maximum travelling distance based on the length of the sliding table:
 S ... Standard configuration O ... Option - ... not available

Space requirement

Scale
 1:50



Symbolic image KF 500, KF 500 P, KF 700

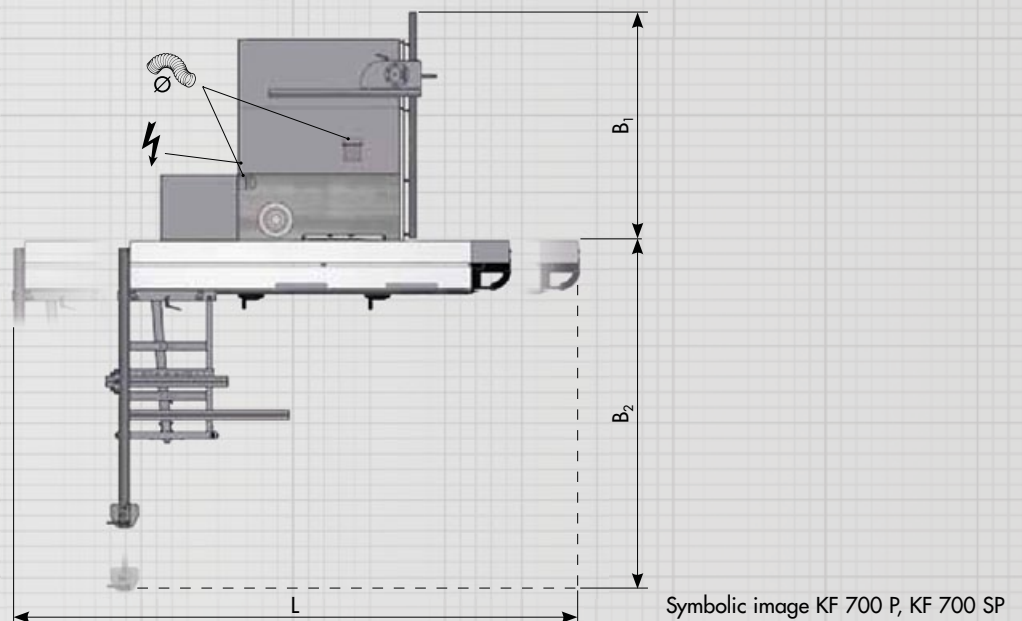
¹⁾ Extraction connection KF 500 P, KF 700
²⁾ Extraction connection KF 500, KF 500 P



KF 700	KF 700 Professional	KF 700 S Professional
104 mm	104 mm	104 mm
90°-45°	90°-45°	90°-45°
230 mm	230 mm	230 mm
90°-45°	90°-45°	90°-45°
S	S	-
○	○	S
○	○	○
○	○	○
890 mm	890 mm	890 mm
-	-	-
2,828 mm	-	-
3,328 mm	-	-
4,361 mm	4,361 mm	-
5,280 mm	5,280 mm	5,280 mm
-	-	5,858 mm
-	-	6,658 mm
1,058/1,493 mm	1,058/1,493 mm	1,058/1,493 mm
1,872-2,636 mm	1,872-2,636 mm	1,872-2,636 mm
120/50 (80) mm	120/50 (80) mm	120/50 (80) mm
120/80 mm	120/80 mm	120/80 mm



Further information about the technical data, individual configuration options and all noise level values can be found on the internet at www.felder.at



Dimensions given can vary if special options are selected

The Combination Machines

CF 741 SP

Page 136



CF 741

Page 138



CF 741 P

Page 138



CF 531 P

Page 140



CF 531

Page 140



Motor power

5.5–10.0 HP
(4.0–7.35 kW)

4.0–10.0 HP
(3.0–7.35 kW)

4.0–10.0 HP
(3.0–7.35 kW)

4.0–5.5 HP
(3.0–4.0 kW)

4.0–5.5 HP
(3.0–4.0 kW)



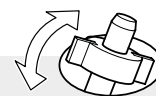
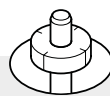
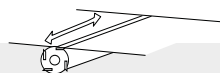
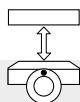
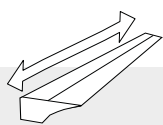
Control

Power-Drive

Power-Drive

Power-Drive





Cutting length	Cutting height	Thickening height min.–max.	Surface planing width/ thickening width	Table opening	Moulder spindle and saw blade tilt
2,500–3,200 mm	104 mm	3–230 mm	410 mm 404 mm	230 mm	90°–45°
1,300–2,500 mm	104 mm	3–230 mm	410 mm 404 mm	230 mm	90°–45°
2,050–2,500 mm	104 mm	3–230 mm	410 mm 404 mm	230 mm	90°–45°
2,050–2,500 mm	102 mm	4–220 mm	310 mm 306 mm	180 mm	90°–45°
1,000–2,500 mm	102 mm	4–220 mm	310 mm 306 mm	180 mm	90°–45°


CF 741 SP

www.felder.at




VIDEO

youtu.be/xj4gSMdaaxE



- 1 „X-Roll“ Format sliding table guiding system
- 2 Felder changeover comfort
- 3 Silent-POWER® Spiral Cutterblock
- 4 Change the blades in record time
- 5 Moulder spindle Quick change system
- 6 Precision Spindle moulder fence

 **FELDER**
Quality and precision
in a nutshell

Please check the price list for the various machine options.

Combination machines **700 SERIES**

A perfect combination of 5 stand alone machines

The CF 741 S Professional combination machine is the premium machine for modern woodworking and with its different equipment packages leaves nothing to be desired. The all-rounder impresses with its well laid out machine design and offers

the perfection and user comfort provided by stand alone professional machines, in an incredibly small area. The machine offers excellent quality when planing, sawing, moulding and mortising.

CF 741 CF 741 P



1



2



3



4




5



6

- 1 „X-Roll“ Format sliding table guiding system
- 2 „Power-Drive“ Full electronic adjustment
- 3 Silent-POWER® Spiral Cutterblock
- 4 Change the blades in record time
- 5 Moulder spindle Quick change system
- 6 Precision Spindle moulder fence

 FELDER
Quality and precision
in a nutshell

Please check the price list for the various machine options.

Combination machines **700 SERIES**

Versatility in perfection

The Felder CF 741 woodworking centre combines the advantages of five stand alone machines and brings high performance, precision and shortest changeover times into every workshop. Planing, moulding, cutting and drilling -

a top quality workshop in one machine. The operating comfort is increased even further with the Professional package, ensuring simple processing of larger workpieces.

CF 531 CF 531 P



VIDEO
fg.am/sp-eng



VIDEO
fg.am/mf-eng

The all-rounder at an amazing price

The CF 531 combination machine is a true all-rounder in woodworking. Top quality planing, thicknessing, moulding, sawing and as an option mortising in such a small area. The professional equipment with 230 moulder fence,

up to 2,500 mm sliding table, 1,100 mm outrigger and 2,600 mm crosscut fence ensures that even large scale work can be carried out with ease.

Please check the price list for the various machine options.

Combination machines **500 SERIES**



1



3



4



2




5

- 1 „X-Roll“ Format sliding table guiding system
- 2 Change the blades in record time
- 3 Silent-POWER® Spiral Cutterblock
- 4 Rearward tilting spindle
- 5 MF spindle system
- 6 Precision Spindle moulder fence



6

 FELDER
Quality and precision
in a nutshell




The advantages of the FELDER system cutterblock at a glance ...

- > Knife change in less than two minutes
- > Self-setting blades for high precision when changing the blades
- > No resin buildup on the clamping bolts
- > Extremely quiet operation due to the enclosed design
- > Maximum durability of the knives
- > Cost saving with cheaper knife costs



Your Felder, as individual as you!

**only by
FELDER**



Machine equipment options	2-knife Felder system cutterblock	4-knife Felder system cutterblock	4-knife standard cutterblock	Silent-POWER® spiral cutterblock
CF 531	S	○	-	○
CF 531 Professional	S	○	-	○
CF 741	S	○	○	○
CF 741 Professional	S	○	○	○
CF 741 S Professional	-	S	○	○

S ... Standard equipment ○ ... Option - ... not available

The advantages of the Silent-POWER® cutterblock at a glance ...

- > Sensationally quiet, noise emissions halved
- > Blade life up to 20 times longer
- > Four highly precise cutting edges on each knife
- > Optimised chip extraction and reduced chip volume
- > Tear-free planing results
- > Reduced power consumption when compared to similar systems



Mortising unit attachment

The mortising unit is mounted to the planer side. On request, the mortising unit can be ordered with a transport unit which allows easy mounting and removal of the mortiser.

Planing/ Sawing/Moulding



Planing

Quick and accurate adjustment of cutting depth from the operator side of the infeed table.





	Planer table length	Extendable to a max.
CF 531	1,500 mm	3,500 mm
CF 531 Professional	1,500 mm	3,500 mm
CF 741	1,650 mm	3,650 mm
CF 741 Professional	1,650 mm	3,650 mm
CF 741 S Professional	1,650 mm	3,650 mm


FELDER changeover comfort

The intuitive Felder design means that changing from planing to thicknessing is quick and easy. The solid, space-saving planer tables can be opened from the centre of the machine and make it quick and easy to change over to thicknessing whilst processing.

A clean solution

The aerodynamically optimised construction of the dust extraction hood with its ample chip space guarantees an ideal chip extraction and clean working surface.





EASY-GLIDE
6 YEAR
GUARANTEE



The FELDER saw unit "104"

Manufactured entirely from cast iron, the new Felder "104" saw unit fulfils the highest demands of modern woodworking.

- > 104 mm cutting height with a 315 mm saw blade diameter
- > Electrical height and angle adjustment of the saw unit with LED display ("Power-Drive" K2)
- > Precision linear guides ensure exact height adjustment
- > Optimal extraction with a completely enclosed saw aggregate
- > Large dimensioned, double ball bearing saw arbour


Scoring unit

For chip free cuts in laminated panels. The saw blade fitted in either the mechanically or electrically driven scoring unit can be adjusted in both height and lateral position.



Your Felder, as individual as you!

Planing/ Sawing/Moulding



FELDER format sliding table

The Felder aluminium format sliding table is designed for maximum load bearing and running smoothness. The exclusive use of aluminium ensures that the "mono profile" of the sliding table and base track is completely resistant to warpage, regardless of the temperature.

The X shape ("X-Roll") design of the rollers distributes the load optimally on all sides. The "X-Roll guiding system" and numerous further details that can be found in the Felder 700 Series have been protected with patents - this much technology and precision deserves the title of "World-Class"!

**only by
FELDER**



X-ROLL
10 YEAR
GUARANTEE

Machine equipment options

	CF 531	CF 531 Professional	CF 741	CF 741 Professional	CF 741 S Professional
Format sliding table, 1,000 mm*	S	-	-	-	-
Format sliding table, 1,300 mm*	O	-	S	-	-
Format sliding table, 1,550 mm*	O	-	O	-	-
Format sliding table, 2,050 mm*	O	S	O	S	-
Format sliding table, 2,500 mm*	O	O	O	O	S
Format sliding table, 2,800 mm*	-	-	-	-	O
Format sliding table, 3,200 mm*	-	-	-	-	O
Remote ON switch on sliding table	-	-	O	O	O

S ... Standard equipment O ... Option - ... not available
* ... Cutting length with outrigger at max. cutting height

Solid outrigger for every challenge

The solid outrigger table makes it possible to process large and heavy workpieces. There are four ball bearing guide rollers in the outrigger telescopic arm for maximum precision and smoothness. For customised perfection in woodworking, you can optionally equip your Felder saw with a 1300 Felder outrigger or the 1500 premium version.



The rip fence

The rip fence is easy and smooth to adjust, with a single-handed clamping mechanism. The optional fine adjustment makes precise measurements possible. The rip scale is easy to read and perfectly integrated into the machine table.

Machine equipment options

	CF 531	CF 531 Professional	CF 741	CF 741 Professional	CF 741 S Professional
1100 outrigger table	O	S	O	S	-
1300 outrigger table	O	O	O	O	S
1500 outrigger table	-	-	-	-	W

S ... Standard features O ... Option - ... not available W ... Option available without a surcharge

**only by
FELDER**



Accurate angle adjustment with the mitre index system and length compensation
Scales and Nonius eliminate reading errors. No lost time with painstaking cautious attempts at setting the angle value. Hundred percent accurate adjustment and positioning are the advantages of the precision mitre guide index system.

Highly precise index points enable the exact production of polygons such as e.g. 5.625° (32 sides), 11.25° (16 sides), 22.5° (8 sides). Additional index points at 15°, 20°, 25°, 30°, 35°, 40° and 45° can be used when the crosscut fence is both at the front and at the back of the outrigger.

Each locking point is provided with length compensation and can be individually finely adjusted.

Machine equipment options	CF 531	CF 531 Professional	CF 741	CF 741 Professional	CF 741 S Professional
Precision mitre index system	○	○	○	○	○
Precision mitre guide with cutting length compensation for 1300/1500 outrigger	-	-	○	○	○

○ ... Option - ... Not available



**The 1100 mm crosscut fence:
Perfect construction - perfect functionality!**

The 1100 crosscut fence for angled cuts between +45° and -45° is mounted directly onto the sliding table without the use of any tools. An end stop allows for quick and precise 90° degree cuts.


Machine equipment options	CF 531	CF 531 Professional	CF 741	CF 741 Professional	CF 741 S Professional
1,100 mm crosscut fence	-	-	S	○	○
1,300 mm crosscut fence	S	○	-	-	-

S ... Standard features ○ ... Option - ... not available



Your Felder, as individual as you!

Planing/ Sawing/Moulding



The FELDER 700 spindle unit

The Felder 700 Series spindle aggregate sets standards that are unparalleled.

- > 115 mm spindle useable height above the table (140/160 mm)
- > Quick-change system of the moulder spindle
- > 4 speeds:
3,500/6,500/8,000/10,000 rpm
- > Table opening 230 mm

only by
FELDER



Slot and tenoning perfection

Large dimensioned and designed with high use in mind, the aluminium format sliding table "hovers" on the "X-Roll", a highly developed guiding technology for Felder sliding tables. The X shape ("X-Roll") design of the rollers distributes the load optimally on all sides. The linear surface of the steel rollers running on the hardened and ground guiding surface guarantees unbeatable precision and smoothness. "X-Roll" will guarantee you the quality and precision that you expect from your new tilting spindle moulder. Another reason to choose Felder: 10 year factory guarantee to underline the reliability of "X-Roll".





Moulder spindle tilt

All Felder spindle moulders have a 90°–45° tilting spindle as standard. This increases the range of application of your Felder massively and also saves on tool costs. The moulder spindle can be tilted to the required angle easily and smoothly.



Quick-change system of the moulder spindle (CF 741)

The complete spindle including mounted tooling can be removed from the moulder in seconds, without losing any settings. The automatic repeat accuracy guarantees absolutely precise series production with incredibly quick changeover times. Different moulder spindles with diameters of 25, 30, 32, 35, 40, 50 mm as well as ¾", 1" and 1¼" can be inserted in record time.

**only by
FELDER**



Spindle shaft quick change system (CF 531)


Routers and spindles with various diameters (30, 32, 35, 50 mm and 1¼") can be changed quickly and easily without having to change the current settings. Regardless of your position, the moulder spindle can be released with a few simple movements and then securely fixed again.

As and when required: Adapt your working surface to the workpiece

Ever since 1969 the Felder table extensions have proved themselves a thousands times over. In just a few seconds and without tools you can increase the support length of your machine by up to 1,000 mm on both sides.



Planing/ Sawing/Moulding



The precision "230" spindle moulder fence

The fence is suitable for tools with a diameter up to max. Ø 230. The fine adjustment of the outfeed fence can be set between -5 to +25 mm. The extraction of the dust is done via the integrated extraction connection. The table opening is 230 mm (180 mm with 500 Series), this is a big advantage when panel raising: The tool can be lowered below the moulder table level.



only by
FELDER

The MULTI-fine adjustment system

Additional to the parallel guiding of the spindle fence the MULTI-fine adjustment system also enables

- > The quick adjustment to the tool diameter
- > Automatic repeat setting after removing the fence
- > Parallel guiding of the moulder fence
- > Quick and accurate adjustment
- > Measurement scale for depth of cut



Your Felder, as individual as you!

Machine equipment options

	CF 531	CF 531 Professional	CF 741	CF 741 Professional	CF 741 S Professional
Spindle fence "220", 320 mm fence plates	S	-	-	-	-
Spindle fence "230", 400 mm fence plates	O	S	S	S	S
MULTI-fine adjustment system for the moulder fence "230"	O	S	O	S	S

S ... Standard equipment O ... Option - ... not available

Tilt-away device

Standard workings on the spindle moulder will be exact and clean when using a power feeder. With the pneumatic spring Felder tilt away device, the power feeder unit always stays on the machine and can be used at any time.



Control accurate to a tenth of a millimetre
Top class FELDER operating comfort

"Power-Drive" for the saw and spindle unit




With the "Power-Drive" equipment package you can adjust the height and angle of the saw blade and moulder spindle comfortably and accurately to within a tenth of a millimetre. For fine tuning there is also a push button and a clear LED display screen to show you the actual current value.



Comfortable precision with "Power-Drive" F1
Height adjustment, precise to a tenth of a millimetre at the turn of a knob. Manual spindle tilt adjustment also available as an option with a dial display for maximum precision.

Please check the price list for the various machine options.

Planing/ Sawing/Moulding



"Power-Drive" thickening table control



The fully electrical "Power-Drive" thickener table control offers the most precise adjustment and repeat accuracy. With a turn of the knob, you can quickly adjust the thickening height, then fine-adjust using the button. With the integrated LED-display, you can easily see the current actual value.

Machine equipment options	Planing/Thickening	Sliding Table Saw	Moulder spindle	Moulder spindle
	"Power-Drive" D1	"Power-Drive" K2	"Power-Drive" F1	"Power-Drive" F2
CF 531	-	-	-	-
CF 531 Professional	-	-	-	-
CF 741	○	○	○	○
CF 741 Professional	○	○	○	○
CF 741 S Professional	○	○	○	○

S ... Standard equipment ○ ... Option - ... not available



Your Felder, as individual as you!

The Combination Machines



		CF 531	CF 531 Professional	CF 741
Surface planing width		310 mm	310 mm	410 mm
Planer table length		1,500 mm	1,500 mm	1,650 mm
Thicknessing height min.-max.		4-220 mm	4-220 mm	3-230 mm
Cutting height		102 mm	102 mm	104 mm
Saw blade tilt		90°-45°	90°-45°	90°-45°
Table opening		180 mm	180 mm	230 mm
Moulder spindle tilt		90°-45°	90°-45°	90°-45°
4.0 HP (3.0 kW)		S	S	S
5.5 HP (4.0 kW)		O	O	O
7.5 HP (5.5 kW)		-	-	O
10.0 HP (7.35 kW)		-	-	O
Working height		890 mm	890 mm	890 mm
L**	1,000 mm*	2,836 mm	-	-
	1,300 mm*	3,326 mm	-	2,828 mm
	1,550 mm*	-	-	3,328 mm
	2,050 mm*	4,361 mm	4,361 mm	4,361 mm
	2,500 mm*	5,283 mm	5,238 mm	5,280 mm
	2,800 mm*	-	-	-
	3,200 mm*	-	-	-
B ₁		1028 mm	1,028 mm	1,132 mm
B ₂		1,300-2,000 mm	1,750-2,636 mm	1,100 mm
Extraction connection Ø Planer/Thicknesser		120 mm	120 mm	120 mm
Extraction connection-Ø saw/Saw guard		120/50 mm	120/50 mm	120/50 mm
Extraction connection-Ø Spindle fence/Spindle aggregate below table level		120 mm	120 mm	120/80 mm

*Cutting length with outrigger table and at maximum cutting height,

**Details of the maximum travelling distance based on the length of the sliding table

***An allowance must be made to compensate for tolerances with the specified emission values. K= 4 dB (A).

S ... Standard configuration O ... Option - ... not available



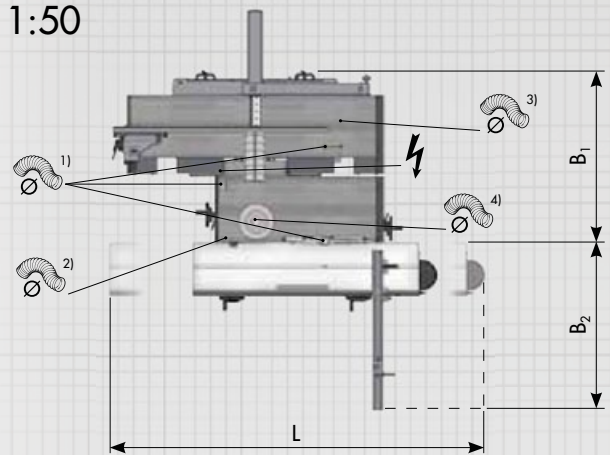
CF 741 Professional	CF 741 S Professional
410 mm	410 mm
1,650 mm	1,650 mm
3-230 mm	3-230 mm
104 mm	104 mm
90°-45°	90°-45°
230 mm	230 mm
90°-45°	90°-45°
S	-
O	S
O	O
O	O
890 mm	890 mm
-	-
-	-
-	-
4,361 mm	-
5,280 mm	5,280 mm
-	5,858 mm
-	6,658 mm
1,132 mm	1,132 mm
1,872-2,636 mm	1,872-2,636 mm
120 mm	120 mm
120/50 mm	120/50 mm
120/80 mm	120/80 mm



Further information about the technical data, individual configuration options and all noise level values can be found on the internet at www.felder.at

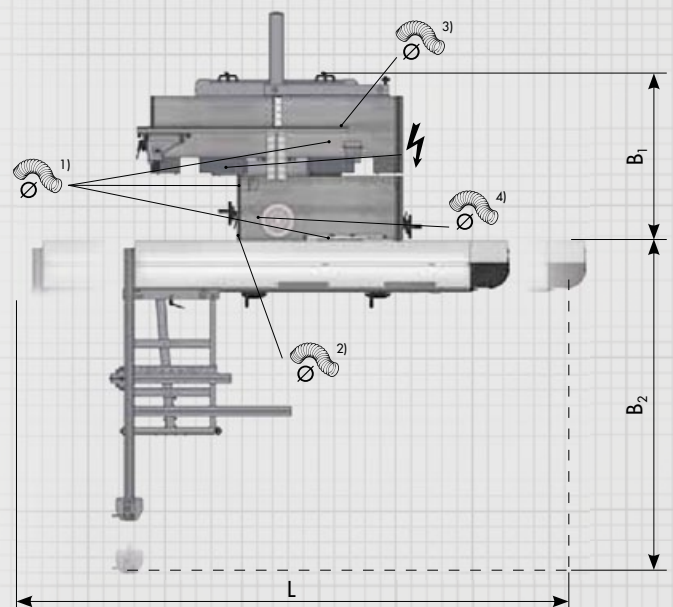
Space requirement

Scale
1:50



Symbolic image CF 531, CF 741

- ¹⁾ Extraction connection CF 741
- ²⁾ Extraction connection CF 531
- ³⁾ Extraction connection all models
- ⁴⁾ Extraction connection all models



Symbolic image CF 531 P, CF 741 P, CF 741 SP

- ¹⁾ Extraction connection CF 741 P, CF 741 SP
- ²⁾ Extraction connection CF 531 P
- ³⁾ Extractions connection all models
- ⁴⁾ Extraction connection all models

Dimensions given can vary if special options are selected

The Edgebanders

G 220

Page 160



G 330

Page 162



G 360

Page 164



G 380

Page 170



G 480

Page 176



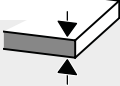
G 500

Page 182





Edge band
thickness of coiled
edge material &
strip material



Panel thickness



Feed speed



Units



Spaces

0.4–2 mm

10–45 mm

5.5 m/min

0.4–5 mm

10–45 mm

8 m/min

2 spaces for
finishing units

0.4–5 mm

10–45 mm

8 m/min

Premilling unit

2 spaces for
finishing units

0.4–5 mm

10–45 mm

8 m/min

Side trimming unit,
end trimming unit with
corner rounding

2 spaces for
finishing units

0.4–3 mm

8–45 mm

9 m/min

Premilling unit, corner
rounding unit

2 spaces for
finishing units

0.4–5 mm (8 mm)

8–60 mm

11 m/min

3 spaces for
finishing units

Many paths lead to success!

Is there the requirement in your company for an edgebander, but you have not yet decided which model will be right for you? With the help of our decision-making support you will be able to find the right machine category quickly and simply, based on your requirements, demands and chosen equipment.

In our many sales and service centres we have a number of competent technical advisors available helping you with advice and assistance, so that you can make the right decision for the optimal solution for your woodworking.

Edgebanders



Helping you to decide:

Please allocate points in the following categories based on how important the individual features are. The more important the equipment feature, the more points it should be allocated.

Points

Edge band thickness: What will be the maximum edge band thickness that you will work with?

<input type="checkbox"/> 1 <input type="checkbox"/> 2 <input type="checkbox"/> 3 0.4–2 mm	<input type="checkbox"/> 4 <input type="checkbox"/> 5 <input type="checkbox"/> 6 0.4–3 mm	<input type="checkbox"/> 7 <input type="checkbox"/> 8 <input type="checkbox"/> 9 <input type="checkbox"/> 10 0.4–6 mm (8 mm)
--	--	---	-------

Panel thickness: What panel thickness should your new machine be able to process?

<input type="checkbox"/> 1 <input type="checkbox"/> 2 8–45 mm	<input type="checkbox"/> 3 <input type="checkbox"/> 4 10–45 mm	<input type="checkbox"/> 5 <input type="checkbox"/> 6 8–60 mm
--	---	--	-------

Formatting: A premilling unit guarantees absolutely tear out free edges of laminated workpieces. How high are the requirements of your edgebander?

<input type="checkbox"/> 1 <input type="checkbox"/> 2 –	<input type="checkbox"/> 3 <input type="checkbox"/> 4 <input type="checkbox"/> 5 <input type="checkbox"/> 6 Premilling unit
--	--	-------

Finish: The Felder corner rounding unit provides the perfect finish and makes any post-processing unnecessary. How important is high productivity for you?

<input type="checkbox"/> 1 <input type="checkbox"/> 2 –	<input type="checkbox"/> 3 <input type="checkbox"/> 4 <input type="checkbox"/> 5 <input type="checkbox"/> 6 Corner rounding unit
--	---	-------

Automation: With "Quick-Set" you can change between varying edge thicknesses quickly and precisely.

<input type="checkbox"/> 1 <input type="checkbox"/> 2 –	<input type="checkbox"/> 3 <input type="checkbox"/> 4 <input type="checkbox"/> 5 <input type="checkbox"/> 6 "Quick-Set"
--	--	-------

Budget: What investment amount have you planned for your machine?

<input type="checkbox"/> 1 <input type="checkbox"/> 2 small	<input type="checkbox"/> 3 <input type="checkbox"/> 4 medium	<input type="checkbox"/> 5 <input type="checkbox"/> 6 large
--	---	--	-------

Space requirement: How much space do you have available in your workshop for your new edgebander?

<input type="checkbox"/> 1 <input type="checkbox"/> 2 2,000 mm	<input type="checkbox"/> 3 <input type="checkbox"/> 4 2,300 mm	<input type="checkbox"/> 5 <input type="checkbox"/> 6 3,200 mm
<input type="checkbox"/> 7 <input type="checkbox"/> 8 3,350 mm	<input type="checkbox"/> 9 <input type="checkbox"/> 10 3,600 mm	<input type="checkbox"/> 11 <input type="checkbox"/> 12 4,450 mm	


Add the assigned number of points and compare the total number of points with our scale.

7 10 20 30 40 50

- G 220
- G 330
- G 360
- G 380
- G 480
- G 500

FELDER "Quick-Set"-System

Exact results due to quick, precise aggregate adjustments



FELDER "Quick-Set": the flexible aggregate quick change system

Edge material (regardless of which manufacturer or supplier) can be used during the production without constant quality checks of the thickness tolerances¹. The Felder "Quick-Set"-System equals out these tolerances and guarantees perfect processing results with simple, quick and precise aggregate adjustments.

¹Thickness tolerance (e.g. manufacturer information)

Thickness	PVC
0.4 – 0.8 mm	- 0.10 / + 0.05 mm
0.9 – 1.0 mm	- 0.15 / + 0.10 mm
1.1 – 1.6 mm	- 0.20 / + 0.10 mm
1.7 – 2.0 mm	- 0.25 / + 0.05 mm
2.1 – 5.0 mm	- 0.30 / + 0.05 mm

Edgebanders




How does the FELDER "Quick-Set"-System work?

An offcut of the edge material to be used is placed into the "Quick-Set"-System of the aggregate. The spring pre-tensioning of the "Quick-Set", clamps the edge offcut in place and ensures exact repeatability of the setting thickness.

The Felder "Quick-Set"-System is flexible and takes into account any tolerances in the thickness of the material, meaning that the workpiece cannot be damaged by wrong settings. Depending on the settings, the Felder "Quick-Set"-System allows various different ways of processing the edge such as flush trimming of the edge on the lower side and at the same time radius trimming of the upper side of the edge.

The Felder "Quick-Set"-System offers maximum precision - even on materials with dimensional tolerances - without constant adjustments and resetting of the machine. Thanks to the Felder "Quick-Set"-System you can eliminate time consuming measurement and setting work to different edge materials with varying thicknesses and can ensure highly precise processing results in record time.



"Quick-Set"

G 220




Enter into the world of edge processing

Extremely quick glue warm up and simple adjustment to the workpiece and edge thickness – The Felder G 220 particularly impresses in its class with detailed solutions and proven system components.



The solid construction and well laid out design ensure that you can use the edgebander without restrictions even in smaller workshops.

Please check the price list for the various machine options.


G-SERIES Edgebanders



- 1** Control panel with LCD display
- 2** Compact dimensions for optimum and efficient processing
- 3** Multifunction milling aggregate

 FELDER
 Quality and precision
in a nutshell

G 330



FELDER
Quality and precision
in a nutshell

2 spaces for
finishing units

1 Control panel with LCD display

2 Quick-Set-System

3 Space saving design for Optimum
and efficient working

4 Individual finishing unit options to suit
the customer's requirements

Please check the price list for the various machine options.

G-SERIES Edgebanders


"Quick-Set"

If you have no space to waste

Increasing quality requirements in the compact edgebanding machine range, demands a complete solution in the smallest possible of spaces.

G 360

www.felder.at



FELDER
Quality and precision
in a nutshell

- 1 Control panel with LCD display
- 2 Quick-Set-System
- 3 Premilling unit in the smallest of dimensions, for optimum and efficient processing
- 4 Individual finishing unit options to suit the customer's requirements

Please check the price list for the various machine options.


G-SERIES Edgebanders

"Quick-Set"

Formatting is worth more to us

It is above all, with its tried and tested premilling unit, that the G 360 convinces in the compact class: Two independent high-frequency motors with a rotational speed of 12,000 rpm and equipped

with diamond cutters, enable an unprecedented edge processing quality. Tear-free, industrial quality glue joints are the new standard with the G 360.



1 Premilling unit



2 Edge feed for coiled and strip material



3 Infrared heating lamp (optional)



7 End trimming unit




8 Multifunction trimming unit

Please check the price list for the various machine options.

Edgebanders

G 330/G 360



4 Glue roller and gluepot



5 Guillotine scissors -
Pneumatic pre-sizing




6 Pressure roller unit

2 spaces for finishing units:




+ Radius
scraper



+ Glue scraper



+ Buffing unit



1 Premilling unit (G 360)

- > Increased life span due to the manual height adjustment of the cutter heads
- > 2 diamond cutters, height 45 mm, Ø 60 mm
- > Tear free edges due to the operation controlled milling cutters rotating in opposing directions and cutting towards the centre of the panel



2 Gluepot

- > Processing of PUR and EVA is possible
- > 250 running metres on a 19 mm panel with 1.2kg maximum capacity




3 Edge feed

- > With a feed speed of 8m/min (G 330/G 360)/5,5 m/min (G 220), approx 300 running metres per hour can be processed
- > Automatic feed of 0.4–3 mm edge material
- > Solid wood edging
- > Film edges




4 End trimming unit (G 360/G 330)

- > Aggregate with horizontal and vertical movement
- > 1 motor 9,000 rpm equipped with 2 conical saw blades
- > Independent settings for the front and rear cut



5 Multifunction trimming unit (Flush)

- > 12,000 rpm for optimal operation
- > 2 flush trimmers each with 4 replaceable cutters
- > „Quick-Set“ adjustment for flush or radius trimming
- > Copy rollers copy the surface of the workpiece
- > No manual tool changing necessary



All processing possibilities at a glance!

On the example piece depicted, you can see all of the edgebanding results that can be achieved with the available aggregates for this machine.

Control panel with LCD display

- > Process reliable running performance with integrated maintenance unit
- > Regulation of the glue temperature with standby function
- > Aggregates that can be activated/deactivated
- > Odometer for amount of material used



6 Multifunction trimming unit (Radius)

- > 12,000 rpm for optimal operation
- > 2 flush trimmers each with 4 replaceable cutters
- > „Quick-Set“ adjustment for flush or radius trimming
- > Copy rollers copy the surface of the workpiece
- > No manual tool changing necessary
- > Cutters for the radius do not need to be resharpened



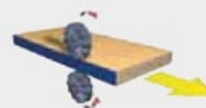
7 Radius scraper

- > Removes fine chatter marks for a smooth edge result
- > One of three optional finishing units



8 Glue scraping unit

- > Removes any glue residue from the workpiece
- > One of three optional finishing units



9 Buffing unit

- > Removes any stress whitening from the edge material
- > Only to be recommended when taken in combination with a cleaning spray unit
- > One of three optional finishing units

G 380



- 1 Control panel with LCD display
- 2 Side trimming unit for splinter-free edges
- 3 Quicksetsystem
- 4 End trimming unit with corner rounding
- 5 Individual finishing unit options to suit the customer's requirements

FELDER
Quality and precision
in a nutshell

Please check the price list for the various machine options.


G-SERIES Edgebanders

"Quick-Set"

All-rounder with corner rounding

The new Felder G 380 edge bander with its extended end trimming unit and radius trimming offers the highest flexibility in the edge compact class. Individual configura-

tion with two finishing unit spaces and extensive all-round equipment in a compact design meet the highest quality standards on the smallest footprint.



1 Premilling unit



2 Edge feed for coiled and strip material



3 Infrared heating lamp (optional)



7 Linear end trimming unit with two saw blades




8 Multifunction trimming unit

Please check the price list for the various machine options.

Edgebanders

G 330/G 360



4 Glue roller and gluepot




5 Guillotine scissors -
Pneumatic pre-sizing




6 Pressure roller unit

2 spaces for finishing units:




+ Radius
scraper



+ Glue scraper



+ Buffing unit



1 Premilling unit (G 360)

- > Increased life span due to the manual height adjustment of the cutter heads
- > 2 diamond cutters, height 45 mm, Ø 60 mm
- > Tear free edges due to the operation controlled milling cutters rotating in opposing directions and cutting towards the centre of the panel



2 Gluepot

- > Processing of PUR and EVA is possible
- > 250 running metres on a 19 mm panel with 1.2kg maximum capacity



3 Edge feed

- > With a feed speed of 8m/min (G 330/ G 360)/5,5 m/min (G 220), approx 300 running metres per hour can be processed
- > Automatic feed of 0.4–3 mm edge material
- > Solid wood edges in single feed
- > Film edges




4 Linear end trimming unit with radius milling

- > Aggregate with horizontal and vertical movement
- > 1 motor with 12.000 rpm and 2 fitted saw blades
- > Independent settings for flush or radius trimming selectable via display



5 Multifunction trimming unit (Flush)

- > 12,000 rpm for optimal operation
- > 2 flush trimmers each with 4 replaceable cutters
- > „Quick-Set“ adjustment for flush or radius trimming
- > Copy rollers copy the surface of the workpiece
- > No manual tool changing necessary




All processing possibilities at a glance!

On the example piece depicted, you can see all of the edgebanding results that can be achieved with the available aggregates for this machine.

Control panel with LCD display

- > Process reliable running performance with integrated maintenance unit
- > Regulation of the glue temperature with standby function
- > Aggregates that can be activated/deactivated
- > Odometer for amount of material used



6 Multifunction trimming unit (Radius)

- > 12,000 rpm for optimal operation
- > 2 flush trimmers each with 4 replaceable cutters
- > „Quick-Set“ adjustment for flush or radius trimming
- > Copy rollers copy the surface of the workpiece
- > No manual tool changing necessary
- > Cutters for the radius do not need to be resharpened



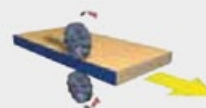
7 Radius scraper

- > Removes fine chatter marks for a smooth edge result
- > One of three optional finishing units



8 Glue scraping unit

- > Removes any glue residue from the workpiece
- > One of three optional finishing units



9 Buffing unit

- > Removes any stress whitening from the edge material
- > Only to be recommended when taken in combination with a cleaning spray unit
- > One of three optional finishing units

G 480



1



2



4




3




5

2 spaces for finishing units

- 1 Control panel with LCD display
- 2 „Quick-Set“-System
- 3 Premilling unit and corner rounding unit, compact and stable for optimum and efficient working
- 4 End trimming unit, a choice depending on demands and requirements
- 5 Individual finishing unit options to suit the customer's requirements.

 FELDER
Quality and precision
in a nutshell

Please check the price list for the various machine options.

G-SERIES Edgebanders


"Quick-Set"

VIDEO
fg.am/g480-eng

Your individual requirements are our top priority

Another highlight is the Felder "Quick-Set"-System which is included as standard and enables the most precise and quickest form of manual edge changing without any adjustments. With the two free spaces

for additional finishing units, you do not need to make any compromises in flexibility! Optionally available with a radius scraper, glue scraper or buffing unit, a perfect finish is always guaranteed.



1 Operating panel with LCD display and keypad



2 Premilling unit



3 Edge feed for coiled and strip material



7 Pressure roller unit



8 End trimming unit linear
End trimming unit 45° (Optional)




9 Multifunction trimming unit

Please check the price list for the various machine options.

Edgebanders

G 480



4 Infrared heating lamp (Optional)



5 Glue roller and gluepot




6 Guillotine scissors - Pneumatic pre-sizing


2 spaces for finishing units:




10 Corner rounding unit




+ Radius scraper



+ Glue scraper



+ Buffing unit



1 Premilling unit

- > Increased life span due to the manual height adjustment of the cutter heads
- > 2 diamond cutters, height 45 mm, Ø 80mm
- > Tear free edges due to the operation controlled milling cutters rotating in opposing directions and cutting towards the centre of the panel




2 Gluepot

- > Processing of PUR and EVA is possible
- > 250 running metres on a 19 mm panel with 1.2 kg maximum capacity



3 Edge feed

- > With a feed speed of 9m/min, approx 340 running metres per hour can be processed
- > Automatic feed of 0.4–3 mm edge material
- > Solid wood edging
- > Film edges



4 End trimming unit

- > Aggregate with horizontal and vertical movement
- > 1 motor 9,000 rpm equipped with 2 conical saw blades
- > Independent settings for the front and rear cut

Optional:


- > 45° cut of the end trimming saw
- > 1 motor 12,000 rpm equipped with 2 conical saw blades
- > 20° angled cut for thin edges



5 Multifunction trimming unit (Flush)

- > 12,000 rpm for optimal operation
- > 2 flush trimmers each with 4 replaceable cutters
- > "Quick-Set" adjustment for flush or radius trimming
- > Copy rollers copy the surface of the workpiece
- > No manual tool changing necessary

Details relate to the G 480 model



All processing possibilities at a glance!

On the example piece depicted, you can see all of the edgebanding results that can be achieved with the available aggregates for this machine.

Control panel with LCD display

- > Process reliable running performance with integrated maintenance unit
- > Regulation of the glue temperature with standby function
- > Aggregates that can be activated/deactivated
- > Odometer for amount of material used



6 Multifunction trimming unit (Radius)

- > 12,000 rpm for optimal operation
- > 2 flush trimmers each with 4 replaceable cutters
- > "Quick-Set" adjustment for flush or radius trimming
- > Copy rollers copy the surface of the workpiece
- > No manual tool changing necessary
- > Cutters for the radius do not need to be resharpened



7 Corner rounding unit

- > Equipped with diamond millers
- > Can be used for straight, soft or postforming workpieces
- > Max. processing height of up to 30mm
- > Max. radius 12 mm



8 Radius scraper

- > Removes fine chatter marks for a smooth edge result
- > One of three optional finishing units



9 Glue scraping unit

- > Removes any glue residue from the workpiece
- > One of three optional finishing units



10 Buffing unit

- > Removes any stress whitening from the edge material
- > Only to be recommended when taken in combination with a cleaning spray unit
- > One of three optional finishing units

G 500



1




2



4



3



3 spaces for finishing units

5


1 Control panel with LCD display

2 „Quick-Set“-System

3 Compact and stable design for optimum and efficient processing

4 Multifunction trimming unit, a true all-rounder

5 Individual finishing unit options to suit the customer's requirements.

 FELDER
Quality and precision
in a nutshell

Please check the price list for the various machine options.


G-SERIES Edgebanders

"Quick-Set"

Your productivity as the focus

The entry level machine for professional edge processing combines top class performance and quality with a minimum space requirement and maximum price performance ratio.

Exact workpiece feed speed, centralised control panel with LCD display and high quality aggregates guarantee maximum productivity and perfect results.



1 Operating panel with LCD display and keypad



2 Heated infeed guide ruler (optional)



3 Edge feed for coiled and strip material (Image shown includes strip magazine)



7 End trimming unit




8 Multifunction milling aggregate

Please check the price list for the various machine options.

Edgebanders

G 500



4 Glue roller and gluepot



5 Guillotine scissors - Pneumatic pre-sizing
(Image shown includes strip magazine)




6 Pressure roller unit

3 spaces for finishing units:




+ Radius scraper



+ Glue scraper



+ Buffing unit



1 Gluepot

- > Processing of PUR and EVA is possible
- > 500 running metres on a 19 mm panel with 2 kg maximum capacity



2 Edge feed

- > With a feed speed of 11m/min, approx 420 running metres per hour can be processed
- > Automatic feed of 0.4–5 mm edge material
- > Solid wood edging
- > Film edges




3 End trimming unit

- > 45° cut of the end trimming saw
- > 1 motor 12,000 rpm equipped with 2 conical saw blades
- > 20° angled cut for thin edges



4 Multifunction trimming unit (Flush)

- > 12,000 rpm for optimal operation
- > 2 flush trimmers each with 4 replaceable cutters
- > "Quick-Set" adjustment for flush or radius trimming
- > Copy rollers copy the surface of the workpiece
- > No manual tool changing necessary



All processing possibilities at a glance!

On the example piece depicted, you can see all of the edgebanding results that can be achieved with the available aggregates for this machine.

Control panel with LCD display

- > Process reliable running performance with integrated maintenance unit
- > Regulation of the glue temperature with standby function
- > Aggregates that can be activated/deactivated
- > Odometer for amount of material used



5 Multifunction trimming unit (Radius)

- > 12,000 rpm for optimal operation
- > 2 flush trimmers each with 4 replaceable cutters
- > "Quick-Set" adjustment for flush or radius trimming
- > Copy rollers copy the surface of the workpiece
- > No manual tool changing necessary
- > Cutters for the radius do not need to be resharpened



6 Radius scraper

- > Removes fine chatter marks for a smooth edge result
- > One of three optional finishing units



7 Glue scraping unit

- > Removes any glue residue from the workpiece
- > One of three optional finishing units



8 Buffing unit

- > Removes any stress whitening from the edge material
- > Only to be recommended when taken in combination with a cleaning spray unit
- > One of three optional finishing units

ForKa 300 S eco 200 ECO plus ERM 1050



Perfect for every type of edge

The ForKa 300 S eco is equipped with a pneumatic pre-cutter for coiled material and ensures the high quality processing of straight and curved edges. The large, solid support table enables the easy pro-

cessing of large and heavy workpieces. It is for these reasons that it is quite clear that the ForKa 300 S eco is the universal entry level machine in its class.

Please check the price list for the various machine options.

Quick setup – fantastic results




1 Processes edging material
0.4 mm to 3.0 mm thick and
10 mm to 60 mm in height.



2 Ideal for straight edgework as well as curved pieces with concave or convex edge design. Extremely tight inner and outer radii can be processed.



1 - 2 - 3 - finished rounded edges in just 3 seconds!



You can now round off ABS and PVC corner edges in just 3 seconds. Load the workpiece - start the operation - finished! It really is that simple and precise. The new Felder corner rounding unit offers professional processing of all types of workpiece edges including edges of post or soffforming materials.



The Edgebanders



	G 220	G 330	G 360
Edge tape thickness min.-max.	0,4-2,0 mm	0,4-5 mm	0,4-5 mm
Workpiece thickness min.-max.	10-45 mm	10-45 mm	10-45 mm
Min. workpiece width*	90 mm	70 mm	70 mm
Min. workpiece length	250 mm	210 mm	210 mm
Working height	870 mm	950 mm	950 mm
L ₁	1.800 mm	1.900 mm	1.900 mm
L ₂	205 mm	200 mm	200 mm
B ₁	1.237 mm	1.065 mm	1.065 mm
B ₂	920 mm	823 mm	823 mm
Extraction connection Ø	120 mm	120 mm	120 + 2x 80 mm

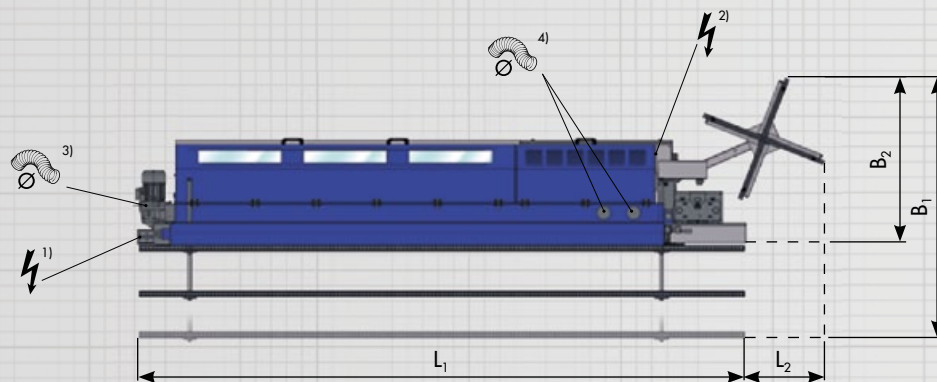
S ... Standard configuration O ... Option - ... not available

* ... The minimal workpiece width varies depending on the workpiece length, height and type of surface

Space requirement

Scale

1:50



Symbolic image G 220, G 330, G 360, G 380, G 480, G 500

¹⁾ Power connection G 220, G 330

²⁾ Power connection G 500

³⁾ Extraction connection G 220, G 330

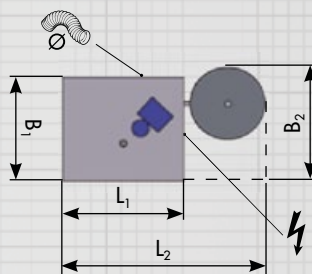
⁴⁾ Extraction connection G 500



G 380	G 480	G 500	ForKa 300 S eco
0,4–5 mm	0,4–3,0 mm	0,4–5,0 (8) mm	0,4–3,0 mm
10–45 mm	8–45 mm	8–60 mm	8–60 mm
70 mm	70 mm	70 mm	30 mm
210 mm	210 mm	140 mm	200 mm
950 mm	950 mm	950 mm	885 mm
2.830 mm	3.352 mm	2.814 mm	800 mm
200 mm	474 mm	249 mm	1.340 mm
1.050 mm	1.445 mm	1.465 mm	720 mm
823 mm	1.105 mm	1.115 mm	790 mm
120 + 2x 80 mm	7x 60 mm	120 mm	-



Further information about the technical data, individual configuration options and all noise level values can be found on the internet at www.felder.at



Symbolic image ForKa 300 S eco

Dimensions given can vary if special options are selected


U-motion



	U-motion classic
Length of cycle	14 parts/minute
Max. panel size	2,800 x 1,300 mm
Max. load	60 kg
L	5,780 mm
B ₁	2,239 mm
B ₂	880 mm

S ... Standard equipment O ... Option - ... not available

Your advantages:



- > Maximum productivity and reduced production costs with single person loading
- > The healthy workshop: Fatigue-free working, puts no strain on your back - fewer sick days
- > Perfect handling of materials - no more scratches!
- > Numerous configuration options make it individually configurable

Please check the price list for the various machine options.



Return systems for edgebanders

Maximised productivity in single person operation is also possible for your business: The adjustable feed speed of the material-friendly conveyor belt ensures a constant material flow, free from interruption with minimum distance between the workpieces. Regardless of whether it

is equipped with a transverse conveyor or a rotatable head, the impressive rate of 14 workpieces per minute ensures that optimum efficiency is guaranteed and you maximise the production output of your edgebander.

The Wide Belt Sanders

FW 950 classic

Page 196



FW 1102 classic

Page 196



FW 1102 perform

Page 196



structura 60.02

Page 208



FS 722

Page 206



FS 900 K /KF

Page 204





Sanding width	Scope of application	Aggregates
950 mm	Calibration sanding, fine sanding, veneer sanding	Combination aggregate with sanding shoe
1,110 mm	Calibration sanding, fine sanding, veneer sanding, brushing equipment	Contact roller unit, sanding cushion unit
1,110 mm	Calibration sanding, fine sanding, veneer sanding, lacquer sanding, brushing equipment	Contact roller unit, sanding pad aggregate with segmented, electro-pneumatic sanding shoe
Brush width 650 mm	Structuring of wood surfaces	Steel brush brushing aggregate, Tynex brush brushing aggregate
Sanding depth 800 mm	Surface sanding	-
Sanding height 150 mm	Edge sanding	-

FW 950

1102 classic

1102 perform



 FELDER
Quality and precision
in a nutshell

- 1 Maximum ease of use, innovative technology
- 2 Precise sanding results
- 3 Sanding pad for fine sanding including quick change system
- 4 Sanding belt guidance with a modular light beam
- 5 Saves time when changing belts
- 6 Space saving design, floor area requirement of only 1.6 m² (FW 950 classic)

Please check the price list for the various machine options.

Wide Belt Sanders




Classic surface finishing as the focus!

With ultra-modern processing techniques, the furniture industry sets standards so high, that they are almost an unreachable level for standard cabinetmakers. To remain competitive, workpieces have to be processed to perfection at every stage.

The FW 950 classic and FW 1102 classic FELDER Wide Belt Sanders make the entry into professional woodworking affordable and impress with high-quality system solutions already included in their standard versions.

Aggregates





Contact roller aggregate

The profiled contact roller (with 85° shore) guarantees precision without compromise when calibrating. With its flexible grit compensation, the roller can be adjusted to any position for the exact grit size.

Sanding pad unit

With a sanding pad unit, the sanding belt is tensioned between two rollers and is then pressed down from above by the sanding pad on to the workpiece. There are two variants of the sanding pad available - electro-pneumatic or segmented electro-pneumatic. With a graphite coated sanding pad insert, the gliding properties are significantly improved. As a result of the large contact surface the sanding surface is larger and ensures a uniform sanding pressure, which in turn leaves a better and finer finish on the surface of the workpiece.

Sanding




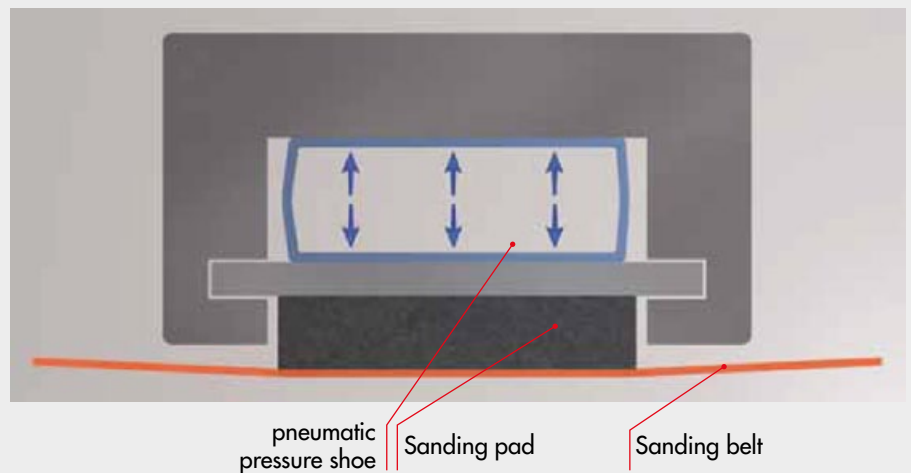
Combination module with sanding pad

The aggregate is a combination of the rubber contact rollers and a sanding pad. The profiled contact roller guarantees maximum precision when calibrating. With its flexible grit compensation, the roller can be adjusted to any position for the precise sanding belt thickness. A contact free optical sensor controls the sanding belt oscillation ensuring an optimal centralisation and maximum operating smoothness.

Sanding pads

Electro-pneumatic sanding pad (EP) for fine and veneer sanding

The electro-pneumatic sanding pad (EP) distributes pressure uniformly over the whole surface and adapts itself to the surface. Surface tolerances are balanced out. The pneumatic engage/disengage function prevents sanding through the veneer and also the front as well as the rear side of the workpiece.



Segmented electro-pneumatic sanding pad

The segmented, electro-pneumatic sanding pad is used especially for lacquer sanding with a semi gloss finish and for workpieces with round or acute-angled design. The subdivision of the pressure bar into individual parts as well as the touch screen control of the engage/disengaging points and segments, enable the exact definition of the sanding area. Using the touch screen control panel the parameters can be saved as a program and loaded whenever they are required, ensuring maximum process reliability.

Sanding



Equipment



Combination
aggregate with
sanding pad

Contact roller
aggregate

Fine and
veneer sanding

Intermediate
lacquer sanding



**FW 950
classic**




**FW 1102
classic**



**FW 1102
perform**



Intermediate lacquer sanding



Segmented sanding pad

The segmented, electro-pneumatic sanding pad is used especially for lacquer sanding with a semi gloss finish and for workpieces with round or acute-angled design.




Variable feed speed adjustment

Optionally the feed speed can be variably adjusted and set between 3.7–16 m/min.



Cleaning air jets

The cooling and cleaning air jets extend the life of the sanding belt. The operation control ensures economical use of the compressed air.




Vacuum table

The optional vacuum table makes it possible for small or smooth workpieces to be processed.



Variable sanding speed

The sanding belt speed can be adjusted from 2.4–19 m/s to suit different surfaces.



Brushing unit (option)

The brushing unit mounted on the outfeed side can be fitted with a wide range of brushes. The workpieces can be cleaned, polished or structured depending on the type of brush.

Sanding



Options



Infeed and outfeed roller table

Optionally, we can equip your Felder wide belt sander with an additional roller support, both on the infeed and outfeed side of the machine.



Cleaning/structuring brushes


An optional workpiece brushing unit is possible on the outfeed side of the machine. Different brush types can be used. Different brushes can be inserted and used to clean, polish or structure the workpiece surface.

FS 900 K

FS 900 KF



- 1** A standard FS 900 KF feature:
The veneer edge sanding unit.
- 2** The table extension is recessed, can be pulled out into position and is mounted underneath the main table. Retrofitting to existing machines can be done at any time (option).
- 3** The support table and the clamping arbour for curved work and arcs can be mounted in seconds and make it possible to sand tight radii (option).
- 4** The sanding table can be tilted to any position between 90° and 45° for mitred sanding work.

 FELDER
Quality and precision
in a nutshell

Please check the price list for the various machine options.

Edge Sanders



Simple clean edges

With continuously adjustable sanding table tilt, unit height adjustment and a belt speed of 11 mps, the Edge Sander FS 900 enables quick and easy edge processing at the best price-performance ratio.



FS 722

www.felder.at



Perfect sanding results of every shape and size

With the FS 722 stroke sander, you can effortlessly process workpieces up to 4,300 mm in length. Aluminium drive wheels, professional sanding pad and the frame sanding device are included at no extra cost in the standard equipment.

Please check the price list for the various machine options.

Stroke Sander




1 The Felder stroke sander table has a removable middle section. This makes it possible to sand frames and drawers.

2 The Felder stroke sander machine chassis has a deep frame offset. This makes it possible to easily sand extra long workpieces with ease.


3 Professional sanding shoe with asymmetric positioning, sanding shoe suspension, adjustable 4 point support, rubber covered sanding sole, width 150 mm.

4 The upper sanding support is equipped with a graphite cover. This makes it possible to process shorter workpiece edges on the stroke sander and carry out special sanding work with ease.




 FELDER
Quality and precision
in a nutshell

structura 60.02



- 1 Fixed feeding table height
- 2 Machine chassis open to one side for extra wide workpieces
- 3 Through feed height of 3–200 mm
- 4 200 mm brush Diameter for maximum useable life
- 5 Variable feed speed adjustment for optimum working results

 FELDER
Quality and precision
in a nutshell

Please check the price list for the various machine options.

Brushing machine

**Now available with
oscillation of the brushes!**



youtu.be/pD2Bl0ZhBRQ



Give your workpiece a new face!

The solid machine chassis of the robust brushing machine structura offers maximum stability. With a working width of 650 mm and a variable adjustable infeed height of 3–200 mm, the machine is also suitable for larger workpiece requirements. The single sided mounting of the aggregates enables the processing

of extra wide workpieces. The infeed with a table height of 900 mm and a continuous feeding belt with web structure has an adjustable speed of 2.5–10 m/min.



The clearly structured and intuitive operating control panel offers maximum operating comfort for maximum productivity.

Oscillation of the brushes

The oscillation facilitates the smooth and fine structuring of transverse wood surfaces and is particularly suited for creating special effects in the wood structure.

Feed table


The infeed with a table height of 900 mm and a continuous feeding belt with web structure has an adjustable speed of 2.5 – 10 m/min.

Brushes



Steel brush aggregate

Both of the brushing units are powered by powerful 4 kW (5.5 hp) motors rotating in the opposite direction to the workpiece feed. The first aggregate is equipped as standard with a steel brush (D=200 mm). The electrical height adjustment and the manual fine adjustment of the 2 brushing aggregates make it possible to adjust to the required depth of cut quickly and accurately.



Tynex brush aggregate

The second aggregate is equipped as standard with a Tynex brush (D=200 mm K60). The electrical height adjustment and the manual fine adjustment of the 2 brushing aggregates make it possible to adjust to the required depth of cut quickly and accurately. Both of the brushing units are powered by powerful 4 kW (5.5 hp) motors rotating in the opposite direction to the workpiece feed.



Excellent extraction results



Surface processing



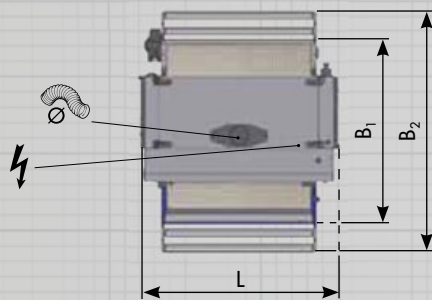
	FW 950 classic	FW 1102 classic	FW 1102 perform
Sanding height/brush height	3–170 mm	3–170 mm	3–170 mm
Sanding belt length	1,700 mm	1,900 mm	1.900 mm
Sanding belt width/brush width	970 mm	1,110 mm	1.110 mm
Sanding belt speed	17 m/sec	17 m/sec	Variable
Feed speed	2.5–10 m/min	2.5–10 m/min	2,5–18 m/min
4.0 HP (3.0 kW)	-	-	-
5.5 HP (4.0 kW)	-	-	-
7.5 HP (5.5 kW)	-	-	-
10.0 HP (7.5 kW)	S	-	-
15.0 HP (11.0 kW)	-	-	-
20.0 HP (15.0 kW)	-	S	S
25.0 HP (18.5 kW)	-	-	-
Working height	780–878 mm	780–878 mm	780–878 mm
L	1,330 mm	1,450 mm	1.450 mm
B ₁	1,223 mm	1,591 mm	1.591 mm
B ₂	1,595 mm	1,963 mm	1.963 mm
Extraction connection Ø	120 mm	2 x 160 mm	2 x 160 mm 1 x 100 mm (Vakuum)

S ... Standard equipment O ... Option - ... not available

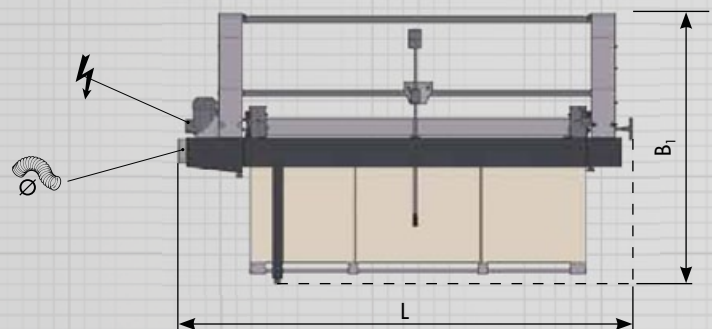
Space requirement

Scale

1:50



Symbolic image FW 950 classic,
FW 1102 classic, FW 1102 perform



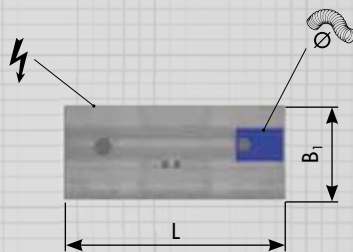
Symbolic image FS 722



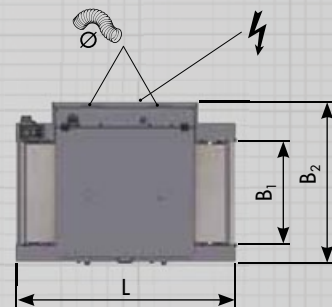
FS 722	FS 900 K	FS 900 KF	structura 60.02
-	-	-	3-200 mm
5,750 mm	2,200 mm	2,200 mm	Ø 200 mm
150 mm	150 mm	150 mm	650 mm
25 m/sec	11 m/sec	11 m/sec	1,500 rpm
-	-	-	2.5-10 m/min
S	S	S	-
-	-	-	S
-	-	-	O
-	-	-	-
-	-	-	-
-	-	-	-
710-1,020 mm	950 mm	950 mm	900 mm
2,980 mm	1,460 mm	1,460 mm	1,454 mm
1,778 mm	710 mm	710 mm	650 mm
-	-	-	1,068 mm
160 mm	120 mm	120 mm	2x 120 mm



Further information about the technical data, individual configuration options and all noise level values can be found on the internet at www.felder.at



Symbolic image FS 900 K, FS 900 KF



Symbolic image structura 60.02

Dimensions given can vary if special options are selected

The Bandsaws

FB 940 RS

Page 218

FB 740 RS

Page 216

FB 940

Page 220

FB 840

Page 220

FB 740

Page 220

FB 640

Page 220

FB 710

Page 224

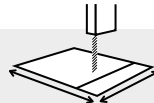
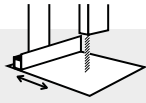

FB 610

Page 224

FB 510

Page 224





Motor power

Cutting height

Rip capacity

Table size

Fly wheel dia.

15.0 HP
(11.0 kW)

550 mm

910 mm

720 x 1,000 mm

940 mm

12.5 HP
(9.0 kW)

450 mm

710 mm

720 x 1,000 mm

740 mm

7.5 HP
(5.5 kW)

560 mm

910 mm

820 x 1,300 mm

940 mm

5.5 HP
(4.0 kW)

520 mm

810 mm

820 x 1,160 mm

840 mm

4.0 HP
(3.0 kW)

450 mm

720 mm

720 x 1,000 mm

740 mm

3.0 HP
(2.2 kW)

400 mm

620 mm

620 x 885 mm

640 mm

5.5-7.5 HP
(4.0-5.5 kW)

460 mm

690 mm

700 x 840 mm

710 mm

4.0 HP
(3.0 kW)

410 mm

575 mm

560 x 850 mm

600 mm

4.0 HP
(3.0 kW)

410 mm

480 mm

500 x 640 mm


500 mm

FB 740 FB 940 RS



1 Very thin cuts possible
with very little waste

2 - 4
The right power feeder
for every application

 FELDER
Quality and precision
in a nutshell

Please check the price list for the various machine options.



The new RS series excels in every way

- > Sturdy, steel, enclosed machine chassis
- > Solid, cambered cast iron fly wheel
- > Continuous saw blade cleaning
- > Rollers in front of the machine table
- > Large cutting height
- > Automatic feed ensures consistent cutting results
- > 4 different power feeders can be used
- > Feeder speeds of up to 40 m/min
- > Table tilt 20°
- > Scale for the saw blade tension



The new RS series of band resaws offer a maximum feed speed of 40 m/min. High cutting and feed speeds ensure maximum productivity with the greatest ease of operation. Larger tables make the machines even easier to use. With the band resaws, saw blades with a width of 80 mm or even 90 mm and a thickness of 0.9 mm can be used. This is required, to be able to work with the high through feed speeds of the power feeders.



Advantages of a band resaw

- > Increased productivity
- > Reduced waste when compared to multi-blade circular saws and panel saws
- > Large cutting height
- > Automatic feed ensures consistent cutting results
- > High cut quality

Applications

- > Thin veneers
- > Solid veneers
- > Roof panels + roof framework
- > Skirting boards
- > Crown mouldings
- > Handrails
- > Steps, stair stringers
- > Boat building
- > Pencil slats
- > Top layer flooring

Sawing



The right power feeder for every application

RA 200 CPM:

Continuous speed adjustment up to 35 m/min. Pneumatic tilt-away mechanism of the feeder, ideal for cutting heights up to 160 mm.



RA 21 CP

RA 260 CPM:

Pneumatically adjusted opening between automatic feed and fence, ideal for cutting heights from 160 mm to 230 mm.

RA 21 CP:

With 10 speeds

RA 260 CPM:

Continuous feed speed adjustment up to 35 m/min.



RAC 235:

Feeder for the ripping of the workpiece down the centre. Pneumatically adjusted opening, continuous feeder speed adjustment up to 40 m/min.

Technical specifications of the power feeders	RA 200 CPM	RA 21 CP	RA 260 CPM	RAC 235
POS	13.2.021	13.2.020	13.2.022	13.2.023
Self-centring opening (mm)	-	-	-	240
Cutting height (mm)	230	230	235	230
Opening between the rollers and the saw blade (mm)	190	200	230	120
Opening from fence to saw blade (mm)	200	200	200	120
Height of the fence (mm)	160	160	160	200
Height of the feed rollers (mm)	130	235	235	180
Motor power (HP/kW)	0.5/0.37	0.4-0.7/0.3-0.5	0.7/0.5	0.5/0.37
Feed speed (m/min)	3.5-35	2.5-4-5-7-8-12.5-14-20-25-40	3.5-35	0-40
Pressure on fence	4-6 bar	4-6 bar	4-6 bar	4-6 bar
Net weight kg	100	125	135	175
Information	pneumatic	pneumatic	pneumatic	self-centring

FB 640 740 840 940

The heavy duty FELDER bandsaw line

- > Electronically balanced, solid cast iron wheels
- > Upper and lower blade guides
- > Saw blade tension indicator
- > Cast iron bandsaw table, tiltable up to 20°
- > Cast iron fence



Please check the price list for the various machine options.


Bandsaws



FELDER
Quality and precision
in a nutshell



1



2



3



4

- 1 Blade tension indicator
- 2 Cast iron rip fence
- 3 Sanding unit
- 4 Linear laser



Universal linear laser for all bandsaws

The Felder linear laser for bandsaws makes it possible to project the cutting line on to your workpiece and serves as an optical aid when cutting. This makes it possible to align the workpiece in advance and minimises waste. The mounting plate allows the linear laser to be retrofitted on to any bandsaw.



Felder bandsaws are equipped with upper and lower table guides with fine adjustable side and rear rollers and lockable setting screws.



The blade tension adjustment is dependent on the width of the saw blade! Depending on the width of the saw blade the tension can be set.



Always ready: Tilt away sanding attachment for bandsaws.

From sawing to sanding in seconds - The sanding attachment can be tilted away easily and remains on the machine even whilst sawing. With this device, you can process edges with different sanding pads (flat, round)

Sawing



0° to +20° tilt of the cast iron table with precisely milled and polished surface.



Easy and precise adjustments can be made with the cast iron fence! Can be used on both the left and right hand side of the blade and can be tilted away under the table, these are details that impress.



The mitre fence can be adjusted to any position between -45° and +45°. Ideal for mitre cuts on the bandsaw!

FB 510 610 710



1



2



3



4




5



6

- 1 „X-Life“ bandsaw guides
- 2 Table extensions can be fitted on 3 sides
- 3 Tilt away sanding unit
- 4 Circle cutting device
- 5 Table tiltable up to +45°
- 6 Cutting height up to 460 mm

 **FELDER**
Quality and precision
in a nutshell

Please check the price list for the various machine options.



The classic FELDER bandsaw line

- > Electronically balanced, solid cast iron wheels
- > Upper and lower blade guides
- > Saw blade tension indicator
- > Cast iron bandsaw table, tiltable up to 45°
- > Aluminium fence




Universal linear laser for all bandsaws

The Felder linear laser for bandsaws makes it possible to project the cutting line on to your workpiece and serves as an optical aid when cutting. This makes it possible to align the workpiece in advance and minimises waste. The mounting plate allows the linear laser to be retrofitted on to any bandsaw.



Thanks to the pins, a wide variety of polygons can be produced. The mitre fence is continuously adjustable between -75° and $+75^\circ$. Ideal for mitre cuts on your bandsaw!



**only by
FELDER**

"X-Life" ceramic guide

Ceramic guides guarantee excellent cutting results and maximum blade stability with four guiding blocks positioned directly adjacent to the saw blade. With reduced friction and less heat generation, ceramic guides are practically wear-resistant and enable an extremely long useable life and consistent cutting quality when compared to conventional roller guides.



Felder bandsaws are equipped with upper and lower table guides with fine adjustable side and rear rollers and lockable setting screws.




Always ready: Tilt away sanding attachment for bandsaws.

From sawing to sanding in seconds - The sanding attachment can be tilted away easily and remains on the machine even whilst sawing. With this device, you can process edges with different sanding pads (flat, round)

Sawing



The easily positioned aluminium parallel fence can be used on both the left and right hand side of the saw blade and easily placed on its side for flat workpieces.



Circle cutting device table extension with support leg



Table extensions can be mounted on 3 sides

The Bandsaws



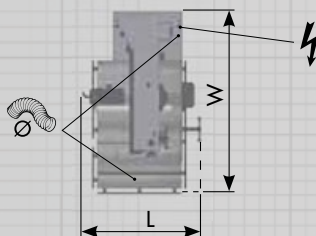
	FB 510	FB 610	FB 710
Cutting height	410 mm	410 mm	460 mm
Rip capacity	480 mm	575 mm	690 mm
Cutting speed	1,100 m/min	1,200 m/min	1,278 m/min
4,0 HP (3,0 kW)	S	S	-
3,0 HP (2,2 kW)	-	-	-
4,0 HP (3,0 kW)	-	-	-
5,5 HP (4,0 kW)	-	-	S
7,5 HP (5,5 kW)	-	-	O
12,5 HP (9,0 kW)	-	-	-
15,0 HP (11,0 kW)	-	-	-
Working height	859 mm	839 mm	925 mm
Table size	500 x 640 mm	560 x 850 mm	700 x 840 mm
L	647 mm	790 mm	720 mm
W	992 mm	1,205 mm	1,222 mm
Hight	1,995 mm	2,043 mm	2,270 mm
Extraction port Ø	120/120 mm	120/120 mm	120/120 mm

S ... Standard equipment - ... not available

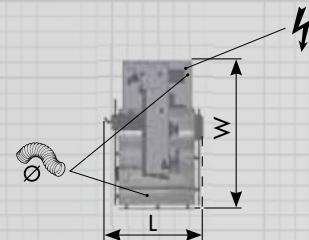
Space requirement

Scale

1:50



Symbolic image FB 610



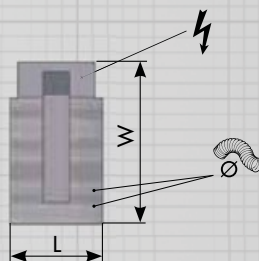
Symbolic image FB 510



FB 640	FB 740	FB 840	FB 940	FB 740 RS	FB 940 RS
400 mm	450 mm	520 mm	560 mm	450 mm	550 mm
620 mm	720 mm	820 mm	910 mm	710 mm	910 mm
1,658 m/min	1,680 m/min	1,556 m/min	1,620 m/min	1,740 m/min	1,950 m/min
-	-	-	-	-	-
S	-	-	-	-	-
-	S	-	-	-	-
-	-	S	-	-	-
-	-	-	S	-	-
-	-	-	-	S	-
-	-	-	-	-	S
840 mm	980 mm	1,020 mm	1,060 mm	980 mm	1,060 mm
620 x 870 mm	720 x 1,000 mm	820 x 1,160 mm	820 x 1,300 mm	820 x 1,160 mm	820 x 1,300 mm
620 mm	720 mm	820 mm	920 mm	710 mm	860 mm
1,050 mm	1,180 mm	1,410 mm	1,550 mm	1,050 mm	1,320 mm
2,136 mm	2,392 mm	2,624 mm	2,859 mm	2,392 mm	2,859 mm
120/120 mm	120/120 mm	140/140 mm	140/140 mm	140/140 mm	140/140 mm



Further information about the technical data, individual configuration options and all noise level values can be found on the internet at www.felder.at



Symbolic image FB 640, FB 740, FB 740 RS, FB 840, FB 940, FB 940 RS

Dimensions given can vary if special options are selected

FD 21 professional



VIDEO

youtu.be/K_2_Kximxbw



1



2



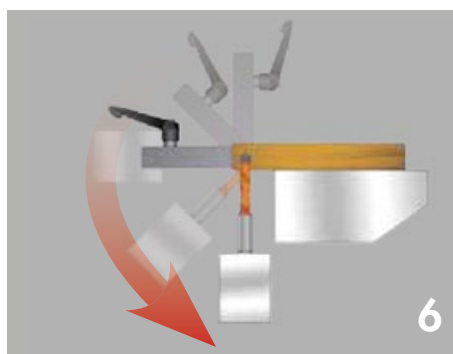
3



4




5



6

- 1 Working table can be extended on 3 sides
- 2 Locking system for efficient processing
- 3 Side holders for the Storage of the fences and tooling chucks
- 4 Fence depth up to 300 mm
- 5 45° mitre fence for frame components
- 6 Drilling depth compensation

 **FELDER**
Quality and precision
in a nutshell

Please check the price list for the various machine options.

Multi Boring Machine



The multi boring machine for precise and accurate operation!

Maximum precision when dowel boring with the Felder FD 21 professional. With 21 high quality drilling spindles at a distance of 32 mm, for drill bits with a diameter of maximum 35 mm, exact dowel and line boring holes are guaranteed. The welded chassis in


combination with the solid cast iron table, rigid side and longitudinal stops, as well as pneumatic workpiece holders and ergonomically designed operating elements ensure that the FD 21 professional, is a dowel boring machine of the top class.



Solid side fences left and right with a profile of 420 mm.



Two 1,500 mm linear fences each with two stops. Maximum precision when dowel or line boring is therefore guaranteed.



Fence depth adjustable up to 300 mm with a scale.

Drilling

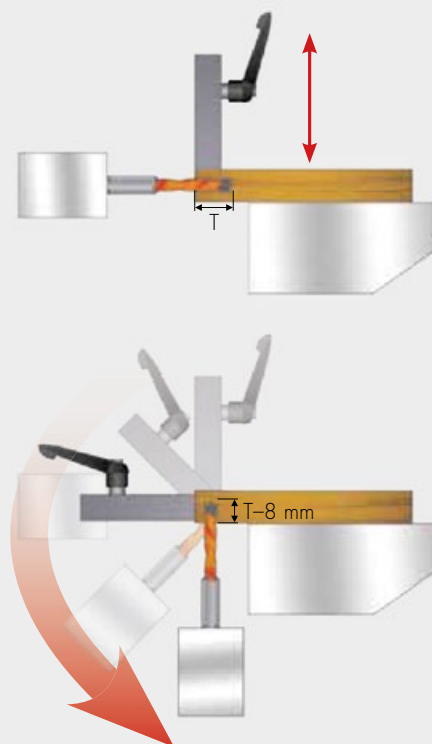


Tiltable drilling unit

The drilling unit can be tilted from 0°–90° using compressed air.

Drilling depth compensation

The 8 mm compensation ensures that when carrying out corner connections the drilling depth only needs to be set once.





Optional: Maximum repeatability

The Felder locking system is mounted to the front of the FD 21 professional. Variably adjustable stops can be moved into position quickly and fixed accurately. These can then be used as stops, to be able to achieve accurate repeatability when using the side fences. The stops can also be used on the depth fence and on the linear fences. (Not possible to retrofit)



Optional: Everything in its place

Holders for the side fences, fence extensions and two tool holders each with the capacity for 21 tools, ensures that all equipment required is always at hand.



Optional: Adjustment with an accuracy of a tenth of a millimetre

Removable side fences with digital displays enable comfortable setting adjustment, accurate to within a tenth of a millimetre. Attaches using the Felder coupling system (430-151 – available separately)

Drilling



Optional: Flush or at an angle

The 90° fence and the 45° mitre fence offer comfort and precision with every application.



Optional: Massive support surface

Two coupling systems on the side as well as a coupling system at the front make it possible to use "F" style table extensions on the machine.



Optional: Symmetrical settings

Gauge for the transferring of the distance of the side fences for simple, symmetrical adjustment.



Optional: Blum, Hettich or Grass?

The Felder combination drilling segments guarantee accurate holes for your preferred hinge supplier, in one working process.



Optional: Maximum load bearing capacity


Additional pressure cylinders ensure maximum clamping force.

FD 250

www.felder.at



1 Chisel mortising for square and right-angled slots is possible with the additional chisel mortising unit. When slot and tenoning, the slot does not have to be rounded off as the slot is chiselled square. This saves a lot of time-consuming handwork.



2 4 reference bars with hole distances of 16, 22, 25 and 32 mm are included as standard in the dowel drilling equipment. Special sizes with different distances are also available on request. The remote control on the handle of the single handed lever operation ensures a comfortable and simple operation.

3 The mitre fence can be fitted within seconds using the single hand clamp on the machine table. The most commonly used angles, -45° ; -22.5° ; 0° ; 22.5° and 45° can be selected by using the index. All other angle settings can be carried out by using the scale.



FELDER
Quality and precision
in a nutshell

Please check the price list for the various machine options.

Horizontal Slot Mortiser

The double sided adjustable longitudinal stops are an important requirement for serial drilling or mortising work. The longitudinal stops can be moved to the position required (max. 2,500 mm), and locked in place using the large clamping levers.



Horizontal Mortising Machine with a difference

Extremely versatile, small footprint, maximum durability - these are the key highlights of the Felder FD 250!

- > Large table size, extendable in all three directions by 1,000 mm without the requirement of tools
- > Drilling motor mounted on roller bearings, forward and reverse run (option)
- > Single handed lever operation, comfortable and smooth
- > Heavy duty eccentric clamp, that can be used on both the left and right hand side
- > Fence with locking points on the drilling table for -45° ; -22.5° ; 0° ; $+22.5^\circ$; $+45^\circ$
- > Dust extraction port
- > Longitudinal stops (optional)
- > Dowel drilling device with index grid for drilling at a distance of 16, 22, 25 and 32 mm (optional)
- > Mortising chisel device (optional)

The Drilling Machines



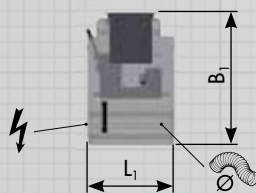
	FD 250
Drilling spindles	1
Max. drilling depth	160 mm
Max. drill height	-
Drill length	250 mm
Distance between the mortising spindles	-
Max. workpiece height	-
Compressed air requirement	-
2.0 HP (1.5 kW)	-
2.5 HP (1.8 kW)	○
3.0 HP (2.2 kW)	S
Working height	900–1,030 mm
Table size	550 x 300 mm
L ₁	550 mm
L ₂	-
L ₃	-
B ₁	860 mm
B ₂	-
Extraction port Ø	80 mm

S ... Standard equipment ○ ... Option - ... not available

Space requirement

Scale

1:50



Symbolic image FD 250

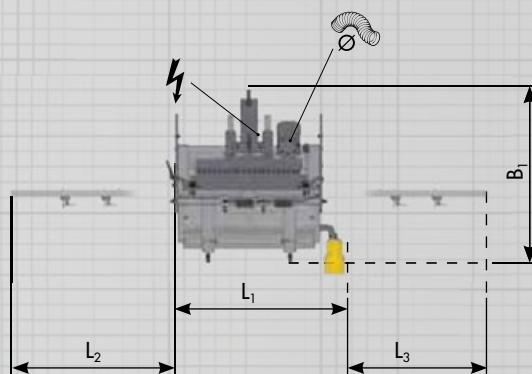


FD 21

21
70 mm
55 mm
-
32 mm
65 mm
6-8 bar
S
-
-
875 mm
900 x 380 mm
960 mm
1,061 mm
1,075 mm
1,125 mm
-
80 mm



Further information about the technical data, individual configuration options and all noise level values can be found on the internet at www.felder.at



Symbolic image FD 21

Dimensions given can vary if special options are selected

MVP 300

www.felder.at



Heating hood
Reduces the drying
time to a minimum.



Furniture production with unlimited shape diversity - the FELDER vacuum press

The MVP 300 membrane press is ideal for the pressing of veneer panels, curved workpieces, laminates and similar. The principle of the working process is that vacuum builds up below the natural rubber membrane which then forms

itself exactly around the workpiece providing the exact amount of pressure of the material on to the workpiece. The increased temperature under the heating hood accelerates the glue hardening process.

Please check the price list for the various machine options.

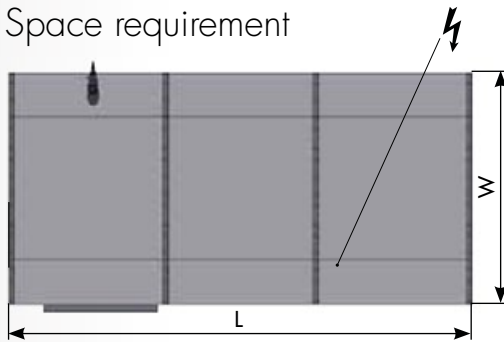
Membrane press

	MVP 300
Working temperature	up to 50° C
Working vacuum up to -0.9 bar	S
Specific pressure 9,000 kg/m ²	S
Thickness of the natural rubber membrane 3 mm	S
Elasticity of the membrane 700%	S
Pressing cycle with heating at 50° C (veneer): 3–5 min.	S
Capacity of the vacuum pump 25 m ³ /h	S
Pressing area	3.000 x 1.500 mm
L	3,050 mm
W	1,600 mm

S ... Standard equipment



Space requirement



Scale

1:50

Symbolic image MVP 300




1



3



4



2



5

1 Large dimensioned vacuum pump that can create a negative pressure of 0.9 Bar = 9,000 kg/m².

2 Robust, natural rubber membrane with an elasticity of up to 700%, for a long and durable useable life.

3 Vacuum meter for an exact Display of the negative pressure.

4 Digital temperature display of the heating for a constant, optimal glueing temperature.

5 Working surface with vacuum channels for a uniform negative pressure, even when processing larger workpieces.

FELDER
Quality and precision
in a nutshell

FAT 300 300 S 500 S



Sturdy, versatile and mobile - the height adjustable FELDER® working table

Machine equipment trolley, stacking trolley or additional work space, the height-adjustable FELDER® FAT working tables are versatile and always offer maximum stability and easy mobility. The solid frame on robust wheels and easy to use

foot pump hydraulics. The Felder working table, can if required, be equipped with a suitable working table surface. The FAT 500 S changes automatically between heavy load and quick lift.



The FAT 300 S and 500 S models can be equipped with an optional panel tilting device for the simple handling of large dimensioned panels.




1 A suitable working surface for every application. Four practical handles make the handling easier.

2 High quality hydraulic cylinder for precise height adjustment. Ergonomic foot hydraulics easily accessible from three sides.



Even more practical accessories can be found at: www.feldershop.com

 FELDER
Quality and precision in a nutshell

FST 160

www.felder.at



Clean workplace - clean workpieces - key preventive health prevention

A sanding table is an essential component of a healthy workshop. The need for professional extraction solutions has long been recognised in the woodworking industry, so much so that the use of a sanding table for manual sanding work has even been anchored into law in Austria and Germany (GKV2011 §16a par. 3 and BGI 739).

Accumulating dusts are optimally collected and immediately extracted. By choosing the optional wall mount, it is possible to save valuable space by storing the sanding table in a fixed vertical position in alignment with the wall. The Felder FST 160 sanding table is therefore suitable for smaller workshops. BG certified (DGVU).



FST 160

Dimensions (L x W mm)	1660 x 1020
Working surface that is being extracted (L x W mm)	1530 x 800
Adjustable working height (mm)	726-1026
Continuously adjustable working height (mm) with the FAT 300 height adjustable working table (option)	726-1326
Extraction connection (mm)	140
Required air volume m ³ /h	1500
Weight (Kg)	120
Filter surface area (m ²)	5
Space requirement mm (L x W x H mm)	1040 x 898 x 1940



Even more practical accessories can be found at: www.feldershop.com

FELDER
Quality and precision in a nutshell

Variable height adjustment 726-1326 mm - stable, flexible and mobile in combination with the Felder FAT 300 working table



AF

www.felder.at

AF 12



AF 14



AF 16



AF 22 wall fitting

Maximum extraction performance with minimal space requirement.

Maximum operating comfort with the chip bag quick change system, extraction connections for hose and piping, and much more.

Mobile, stationary or for space saving wall mounting - we have the right extraction solution for every requirement.



**AF 22
mobile**

**AF 22
Stand-mounted**

**AF 22-200
Stand-mounted**

	AF 12	AF 14	AF 16	AF 22	AF 22-200
Extraction connection (Ø mm)	120	140 (120/80)*	160 (140/80)*	120 + 80	200
Chip volume (l)	110	200	200	2x200	2x200
Max. airflow (m³/h)	1350	2350	3000	3100	3100
Weight (Kg)	32	47	52	100	70
Space requirement mm (L x W x H mm)	784 x 415 x 1977	965 x 575 x 2030	982 x 570 x 2063	1300 x 580 x 2150	1300 x 580 x 2150
Quick change of the dust bags	Yes	Yes	Yes	Yes	Yes

* with distributor



Even more practical accessories can be found at: www.feldershop.com

Record time! Change the chip bag in just 15 seconds!

4 seconds: Open the fasteners and remove the full chip bag

8 seconds: Attach the new chip bag

3 seconds: Close the fasteners again

15 seconds: Record time!



FELDER
Quality and precision
in a nutshell

Only on the AF 22, AF 16



Clean air for a healthy workshop

Commercial and industrial woodworkers benefit from wood dust tested and BG certified (DGVU) FELDER clean air dust extractors in different price and performance classes.

All models achieve dust emissions of less than 0.1 mg/m^3 , in accordance with H3.

FELDER briquetting presses

The Felder briquetting presses reduce the volume of waste by 90 % and also eliminate the need for investment in a chip container or silo.

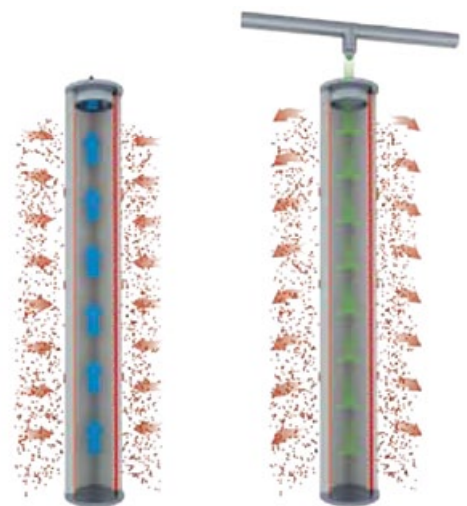
High-quality briquettes can be used to reduce workshop heating costs or alternatively, the briquettes can be sold, opening up a new source of income.



Clean air in professional format



	RL 125	RL 140	RL 160	RL 200	RL 250	RL 300	RL 350
Extraction connection (Ø mm)	125	140	160	200	250	300	350
Chip volume (l)	200	200	2x200	2x200	2x250	2x250	2x250
Max. airflow (m³/h)	1900	2500	3200	4000	5000	6000	8000
Dust emission quality (mg/m³)	< 0.1	< 0.1	< 0.1	< 0.1	< 0.1	< 0.1	< 0.1
Acoustic pressure (dB)	74	74	70	70	75	75	75
Automatic filter cleaning	Yes	Yes	Yes	Yes	Yes	Yes	Yes
Cartridge filter	-	-	-	-	Yes	Yes	Yes
JET filter cleaning system	Yes	Yes	Yes	Yes	-	-	-
Filter surface area (m²)	5	10	10	20	50	50	71
Space requirement mm (L x W x H mm)	1040 x 898 x 1940	1040 x 898 x 1940	1775 x 898 x 2005	1775 x 898 x 2005	2640 x 1140 x 2260	2640 x 1140 x 2260	2640 x 1140 x 2260



Cartridge filter

- ✓ Large filter area with small space requirement
- ✓ Reduced load on the filters
- ✓ Maximum filter durability

JET filter cleaning system

Continuous automatic blasts of compressed air clean the filter completely and guarantee long lasting perfect extraction results



Even more practical accessories can be found at: www.feldershop.com



POWER FEEDER



S308



F-38



Power feeders

The constant feed rate, the high quality rubber rollers and the exact positioning of the workpiece by a power feeder guarantees clean and consistently precise work results for every application.

Recommended application: Standard and production work on the spindle moulder or edge sander, planing, trimming and parallel cutting.

For power feeders with an advanced tilting head, narrow workpieces can be pressed against the fence by being turned by 90 degrees (Variofeed 3/4, F48).



Variofeed 3

F-48


Variofeed 4

	S308 Standard	F-38 Standard	Vario- feed 3 Standard	F-48 Industry	Vario- feed 4 Industry
Tilting head	Simple	Simple	Advanced tilting head	Advanced tilting head	Advanced tilting head
Motor power (kW)	0.75	0.75	0.75	0.75	0.75
Drive rollers (pcs.)	3	3	3	4	4
Roller Ø/Width (mm)	120/60	120/60	120/60	120/60	120/60
Feed speed (m/min.)	3.2/6.3/ 8.3/12.5/ 16.7/25/ 32/63	3.2/6.3/ 8.3/12.5/ 16.7/25/ 32/63	Vario 3-18	3.5/4/ 6.5/8/ 10/12.5/ 20/25	Vario 3-18
Weight (kg)	41	59	65	67	70



Even more
practical accessories
can be found at:
www.feldershop.com




 FELDER
Quality and precision
in a nutshell

FELDER®

ONLINE SHOPPING

when and where you want!



Click to enter the world of Felder and discover over 2,500 tools and accessories ensuring perfect woodworking.



feldershop.com

FELDER GROUP PRODUCT RANGE 2019

FELDER®

Sliding Table Saws



Saw/spindle moulders



Spindle Moulders



Bandsaws



Dowel boring machines



Boring and mortising machines



Belt Sanders

Edge sanders



Wide belt sanding machines



Brushing machine

Dust extractors



Briquetting Presses

FORMAT 4®


Circular and sliding table saws



CNC Machining Centres



Beam saws



Edgebanders



Hammer®

Circular and sliding table saws



Planers




Combination Machines



MAYER®

Beam saws aluminium



FELDER *FORMAT 4* Hammer



KF 500 professional

KF 500

Combination Machines



CF 741 S professional



CF 741 professional



CF 741



CF 531 professional



CF 531



F 500 MS



F 500 M

Planers



AD 951



AD 941



AD 741



AD 531



A 951 L



A 941



D 963



D 951



structura 60.02

Edgebanders



G 500



G 480



G 380



G 360



G 330



G 220



FK 300



ForKa 300 S eco



ForKa 200 ECO plus



ERM 1050



RL 200




RL 160



RL 140



RL 125



FBP 50
FBP 60
FBP 70



AF 22 Stationary



AF 22 Mobile



AF 22-200 Stand



AF 22 Stand



AF 16



AF 14



AF 12



kappa 400

Planers



dual 51



plan 51 L



exact 63



exact 51

Spindle Moulders



profil 92 M e-motion



profil 45 M x-motion



profil 45 M



profil 45 Z x-motion



profil 45 Z



profit H500 MT




profit H150/100



profit H80



profit H08/H08 21.31



profit H10



tempora F800 60.12
x-motion plus/e-motion



tempora F800 60.08
x-motion plus/e-motion

Heated veneer presses



Heated veneer press with Elkom® electric heating plates, warm water heating, thermal oil heating, connection to an existing heating system

Wide belt sanding machines



findustry 1352/1353/1354



finish 1352/1353 modular



finish 1350 classic/gloss

Spindle moulder



F3



B3 perform



B3 winner comfort



B3 winner



B3 basic

Saw/spindle moulders

Edge sanders



HS 950

Bandsaws



N4400



N3800

Horizontal slot mortiser

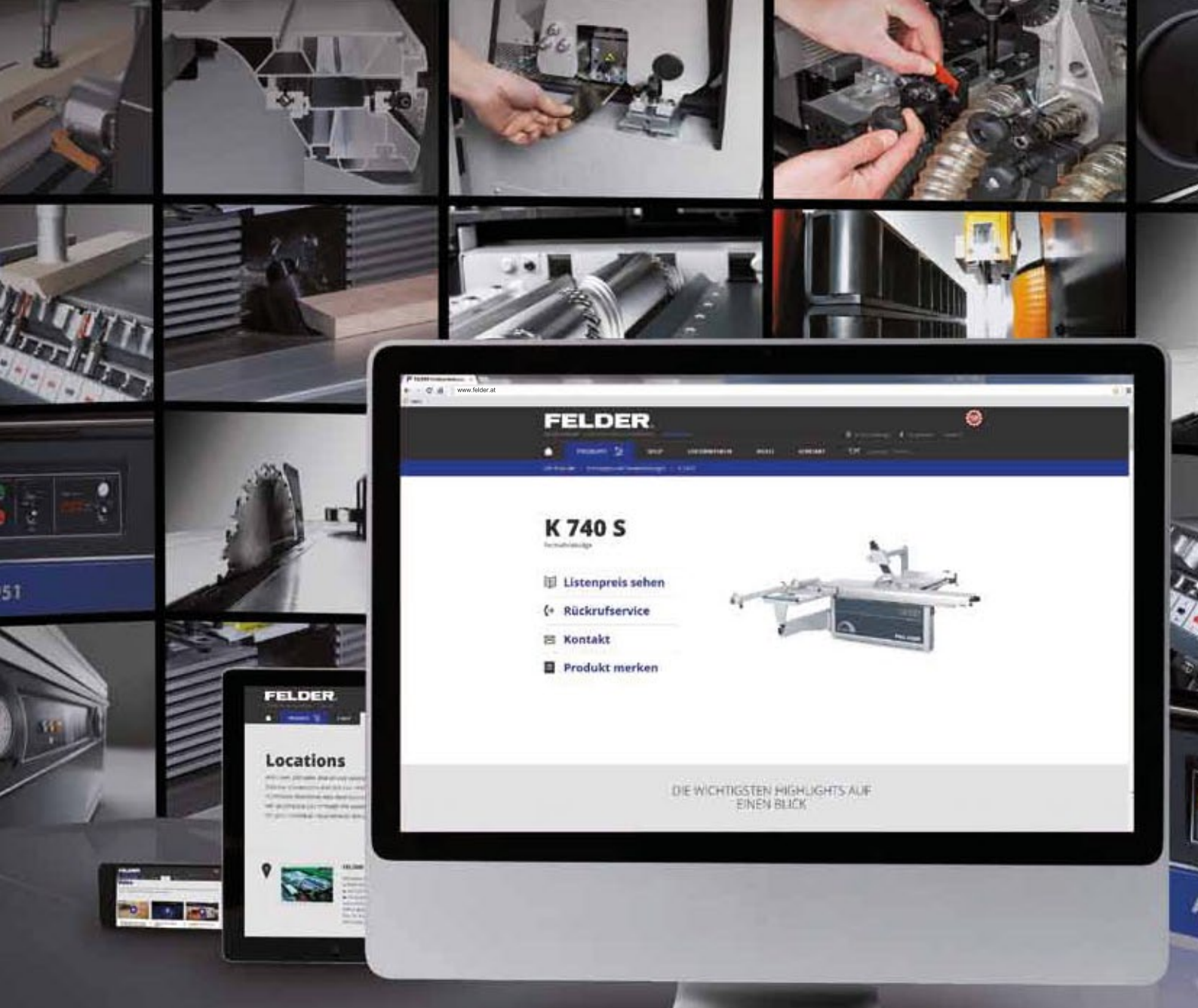


D3

Dust collector



S01



Visit us online and
discover more about:

- > All of our machines and prices
- > Videos
- > Current promotions
- > Tooling and accessories
- > All technical information

www.felder.at



FELDER®

FELDER Austria

KR-Felder-Straße 1
6060 HALL in Tirol, Austria
Tel. +43 5223 58500
Fax +43 5223 56130
info@felder.at
www.felder.at

A/19FE-EUK/S/1.00/19.42/



© 08/2019 · Felder® Austria
The machines are occasionally pictured with optional equipment.
Images may differ from the original. Picture is not binding. Felder
reserves the right to make changes to technical data at any time
and does not take responsibility for content or printing errors.