



R.D.T. (REDUCED DOWN TIME) SETTING SYSTEMS



A SELECTION OF WADKIN R.D.T. SETTING SYSTEMS

The R.D.T. (Reduced Down Time) Setting System has been especially designed and developed by Wadkin to reduce your down time on moulding machines and so increase output, efficiency and improved pay-back on investment.


Whenever the moulding machine is stopped for changeovers and setting up, production ceases and the machine is costing money. The Wadkin R.D.T. Setting System dramatically reduces down time and, at the same time, improves finished product accuracy by using a choice of either manual or computer aided systems, both designed to suit individual user requirements.

A selection of Wadkin R.D.T. Setting Systems that reduce downtime on both new and existing Wadkin Moulders. Some Systems can be used individually, whilst others complement each other, but all give **reduced down time** and improved machine efficiency and accuracy.




△ C.A.S.S. (Computer Aided Setting System)
Information from the M.S.S. is automatically calculated and the CASS provides job details, cutterblock identification and actual horizontal and vertical dimensions. these can be transmitted to the moulder(s) in one or more ways:-


- A. Direct hardwire
- B. Printed data ticket
- C. Wadkin Memory Card



△ CAMMSET (Computer Aided Moulder Management Setting)
Information from the C.A.S.S. via Memory Card or hard wiring is stored in the unit.




△ M.S.S. stand.
After profile grinding, the pre-determined horizontal and vertical coordinates of the profile are accurately located using the magnascope and AUTOMATICALLY sent to the C.A.S.S. system. (This stand can also be used to set the knives into the cutter block prior to grinding).




△ The CAMMSET display illuminates details to the operator of cutterblock identification and spindle position when the axis button is depressed. This ensures rapid, accurate positioning.




△ Jointer Stone Grinding.
Profile jointer stones can be accurately cut to shape on a Wadkin Nx or Nxu profile grinder in a matter of minutes. The attachment also chamfers the stone ready for use.




△ Jointing stone profiling and datuming stand.
Profiled stones can be finally "chipped" to shape using the Wadkin jointer stone profiling and datum system. This system allows perfect alignment between the stone and cutterblock when fitted to the moulder, especially when using the Wadkin "Profile Cartridge" jointing system.




△ CRS Cutter Reference System. Accurately calibrated mechanical setting system for providing horizontal and vertical head positioning references to enable any type of cutting medium to be accurately positioned on a machine spindle equipped with mechanical digital readouts, and gives absolute accuracy of profile first time.



A turnkey high production mechanised moulding line installed at Montague L. Meyer (London) Ltd., Barking, Essex.



Part of the Demonstration Centre at Wadkin p.l.c. Leicester, where it is possible to see the Wadkin range of machines operating, and if necessary, producing to your machining requirements under operating conditions. The Demonstration Centre is staffed by woodworking people, whose advice and general help are readily available to ensure the correct solution to a particular production need.



Wadkin Leicester

Green Lane Works,
Leicester LE5 4PF,
England.
Telephone: 0533 769111
Telex: 34646 Wadkin G
Fax: 0533 742310

A Division of Wadkin plc
Member of The Thomas Robinson Group plc

We know Woodworking!

Leaflet No. 1477/4321
Printed in England.